



# Mentorship Program

- Candidates referred by Game Wardens, hunter ed classes, MCCS, or military unit
- PSC evaluates candidate and matches them with an experienced mentor
- Game Wardens select a special hunt day for them
- Mentors awarded a special hunt of their own later in the year

Date	Club	Tournament	Notes	Location	Organization
7/19/2020	San Diego Archers	Hunter-Red Stakes	Hunter	Balboa Park	NFAA
7/25/2020	Riverside Archers	Raccoon Shoot (Night 3D)	from CBH/SAA calendar	Corona	NFAA
7/26/2020	San Diego Archers	Sir Gordon's Traditional 3D Shoot (compete)	3D Target	Balboa Park	NFAA
7/26/2020	Bear State Bowhunters	28 Target 3D Fun Shoot		Lake Henshaw	NFAA
8/1/2020	Cherry Valley Bowhunters	Big Bear Shoot (compete)	8/1-8/2	Big Bear	NFAA
8/2/2020	San Diego Archers	3D-UNMARKED	3D Target	Balboa Park	NFAA
8/2/2020	Oranco Bowmen	Junior Field Archers (coach)	Starts at 9:00 AM	Chino Hills	NFAA
8/8/2020	Santa Fe Trail Archers	California Beach Cup (72 arrow qualifying round Sat, Single Elimination Sun) (judge)	8/8-8/9	Long Beach	USAA
8/15/2020	San Diego Archers	Field-White Stakes (SATURDAY)	Field	Balboa Park	NFAA
8/23/2020	Bear State Bowhunters	28 Target 3D Fun Shoot		Lake Henshaw	NFAA
8/30/2020	Santa Fe Trail Archers	Qualifier (compete)		Long Beach	USAA
9/6/2020	San Diego Archers	3D-Range Finder OK	3D Target	Balboa Park	NFAA
9/6/2020	Oranco Bowmen	Junior Field Archers (coach)	Starts at 9:00 AM	Chino Hills	NFAA
9/12/2020	Santa Fe Trail Archers	Desert Open & CA Duel Team Trials 2020 (judge)	9/12-9/13	Long Beach	USAA
9/19/2020	Cal State Games	Cal State Games Archery Competition (work and compete)	900 Round	Chula Vista	USAA
9/20/2020	San Diego Archers	CA State 900 Round (compete)	900 Round	Morley Field	USAA
10/2/2020	USA Archery	USAT #3 So-Cal Showdown (judge)	10/2-10/4	Chula Vista	USAA
10/4/2020	San Diego Archers	3D-UNMARKED	3D Target	Balboa Park	NFAA
10/4/2020	Oranco Bowmen	Junior Field Archers (coach)	Starts at 9:00 AM	Chino Hills	NFAA
10/10/2020	Oranco Bowmen	Tomahawk 3-D (work and compete)	10/10-10/11	Chino Hills	NFAA
10/11/2020	Santa Fe Trail Archers	Qualifier (compete)		Long Beach	USAA
10/17/2020	Santa Fe Trail Archers	California State Outdoor Championships (judge duty)	10/17-10/18	Long Beach	USAA
10/17/2020	San Diego Archers	Animal-Yellow Stakes (SATURDAY)	Animal	Balboa Park	NFAA
10/25/2020	Riverside Archers	Shoot 4 Life	from CBH/SAA calendar	Corona	NFAA
10/25/2020	Bear State Bowhunters	28 Target 3D Fun Shoot		Lake Henshaw	NFAA
10/31/2020	San Diego Archers	Iron Turkey 3D Challenge & Honor Our Military Shoot (SATURDAY) (compete)	Novelty	Balboa Park	NFAA
11/8/2020	Oranco Bowmen	Junior Field Archers (coach)	Starts at 9:00 AM	Chino Hills	NFAA
11/15/2020	San Diego Archers	Hunter-Red Stakes	Hunter	Balboa Park	NFAA
12/6/2020	Riverside Archers	Christmas 3D	from CBH/SAA calendar	Corona	NFAA
12/6/2020	San Diego Archers	3D-UNMARKED	3D Target	Balboa Park	NFAA
12/6/2020	Oranco Bowmen	Junior Field Archers (coach)	Starts at 9:00 AM	Chino Hills	NFAA
12/13/2020	Oranco Bowmen	Charity 3-D and Toy Donation (work)	from CBH/SAA calendar	Chino Hills	NFAA
12/20/2020	San Diego Archers	Field-White Stakes	Field	Balboa Park	NFAA

# Camp Pendleton Duck Blind Build Plan 2020

**Boat Blind**



**Build 5**

**Portable blind**



**Build 2**  
**Move 2**

**Pallet blind**



**Build 8**

**2017/2018 (end of drought)**

60 ducks  
555hr hunter effort

**2018/2019**

143 ducks/geese  
196 hunter days effort

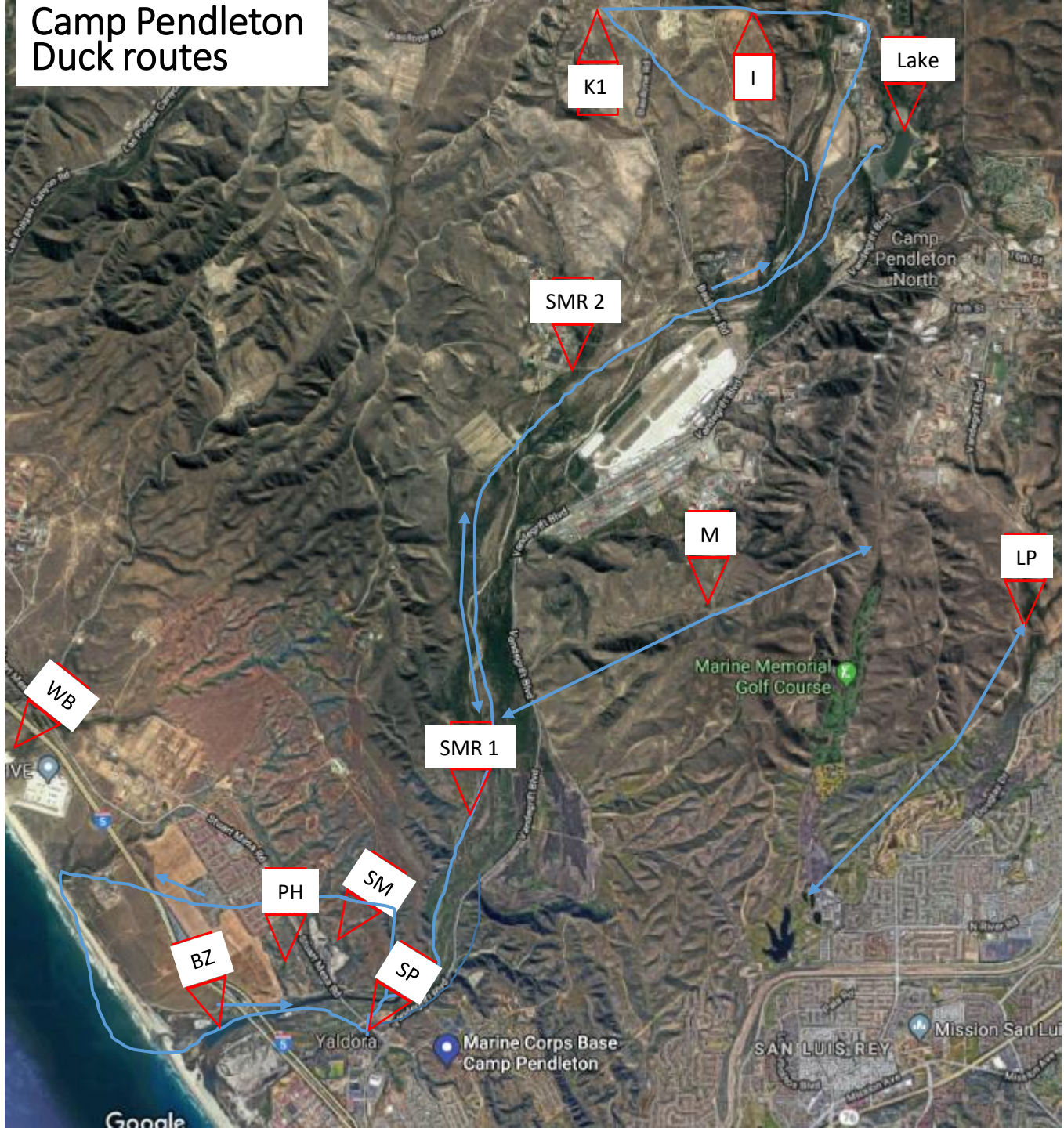
**2019/2020**

407 ducks/geese  
316 hunter days effort

**Legend from West to East**

- WB: White beach
- BZ: Boat Zones
- PH: Pump House
- SM: Stuart Mesa
- SP: Sewage Pond (no hunt)
- SMR: Santa Margarita River
- K1: Kilo 1 pond
- M: Mike ponds
- I: India pond
- Lake: O'Neill lake (no hunt)
- LP: Lima ponds

**Camp Pendleton  
Duck routes**



## Camp Pendleton Waterfowl Harvest as of: Jan 13, 2020

Area	Days Hunted	Mallard	Wigeon	Redhead	Cinn Teal	Blue Teal	Green Wing	Gadwall	Ruddy	Merganser	Ringneck	Coot	Shoveler	Scaup	Ross' Goose	Pintail	Bufflehead	Total	Ducks/day
BZ1	5	5	2					1									2	10	2
BZ2	4										2							2	0.5
BZ3	2									1								1	0.5
BZ4	4											3						3	0.75
ENP	3																	0	0
ESP	2								2			1						3	1.5
HP	1										3							3	3
HR	3	11								3								14	4.6666667
IP	3	3							4									7	2.3333333
IR	3		1															1	0.3333333
K1P	5	4	1				1	1	3			2					1	13	2.6
K2P	2		1				1	1		1								4	2
LEP	5	4								1								5	1
LWP	5			2	2				2									6	1.2
MNP		5																5	#DIV/0!
MSP																		0	#DIV/0!
P1P	1																	0	0
PHP	4											1						1	0.25
PP1	6	17	2			2	1	3	1		2	15				1		44	7.3333333
PP2	3	8					1	1			1							11	3.6666667
PP3	2	6	1															7	3.5
PP4																		0	#DIV/0!
PP5	2	1				1						1						3	1.5
RBL																		0	#DIV/0!
SM1	4	7	1		2		4	4	1									19	4.75
SM2	3	3	1		1		2	3						1				11	3.6666667
SM3	4		5		3	2	2	5	2				1					20	5
SM4	4	1	3	1	2	2		1										10	2.5
SM5	4	6	2		1	2		8										19	4.75
SM6	3		1		5			1										7	2.3333333
SMR1	5	4					1	1				1						7	1.4
SMR2	6	15	6				1	2				21						45	7.5
WBN	2		1						3			3	1					8	4
WBS	3	2	8		2		2		2				1	3	1			21	7
Total	103	102	36		18	9	16	32	20	6	8	48	3	4	1	1	3	307	2.9805825

# Priority of Work (Jun –Sept 2020)

- ES /Wardens modify or approve this plan of work
- ES / Wardens make corrections to maps, create graphics and adjust KML files. KML file hyperlinks embedded in this presentation.
- PSC acquires material, build blinds, emplace blinds, demo as required
- ES / Wardens request FMD work on roads and access points



# Portable duck blind design

## move 2 , build 2

Fallbrook Joe's hardware has good PVC selection and pricing

Using 1" PVC build front and back sides on flat surface. Use PVC glue and let harden.

Stand them up and attach the side rails. Use PVC glue and let harden.

Paint PVC color of choice depending upon brown design near cat tails or green design.

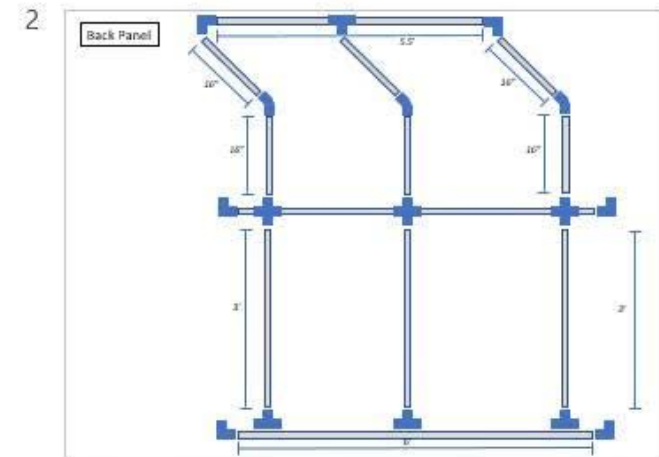
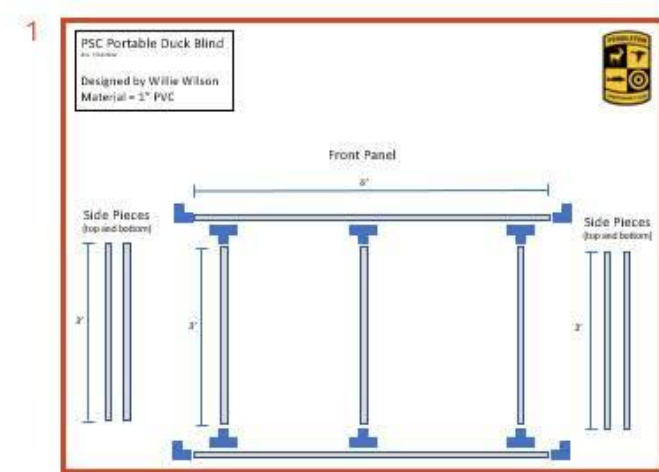
Cut Camouflage netting , palm leaves or grass mat for each panel side. Leave entrance in back panel

We used 2 grenade boxes as seats with decoy in each.

Zip tie Camouflage to PVC shell

Each Requires: (6) 1"x 12' PVC pipe, (10) T connectors, (10) elbow connectors, (3 ) cross connectors, (3) 45 degree connectors, (30) zip ties, (3) 3x6' panels camouflage, (2) engineer stakes

Total Requires: (12) 1"x 12' PVC pipe, (20) T connectors, (20) elbow connectors, (6 ) cross connectors, (6) 45 degree connectors, (60) zip ties, (6) 3x6' panels camouflage. (1) Can PVC glue, (4) grenade boxes, (4) engineer stakes



# Row Boat blind design

## build 5

Fallbrook Joe's hardware has good selection and pricing

Acquire 5 used row boats locally. Low profile. 7-10' length. Pickup bed capable. Aluminum OK.

Paint boat color of choice depending upon brown design near cat tails or green design.

Build 1" PVC shell on top gunwales. Secure PVC frame into boat with screws

Build arc for middle in front of middle seat. Use center pole with T connector to hold in place.

Cut Camo netting , palm leaves or grass mat for boat extending to the water line

Zip tie camo to PVC shell

Places oars through slits in camo

Each Requires: (1) boat, (3) 1"x 12' PVC pipes, (3) T connectors, (4) elbow connectors, (20) zip ties, (1) 10' x14' panel camouflage

Total Requires: (5) boat, (15) 1"x 12' PVC pipes, (15) T connectors, (20) elbow connectors, (100) zip ties, (5) 10' x14' panels camouflage . 3 cans PVC glue.





# Boat Zone 1-3

No change to:

Boat only

Kayak layout blinds work

Put in near I-5 bridge

Anchored only

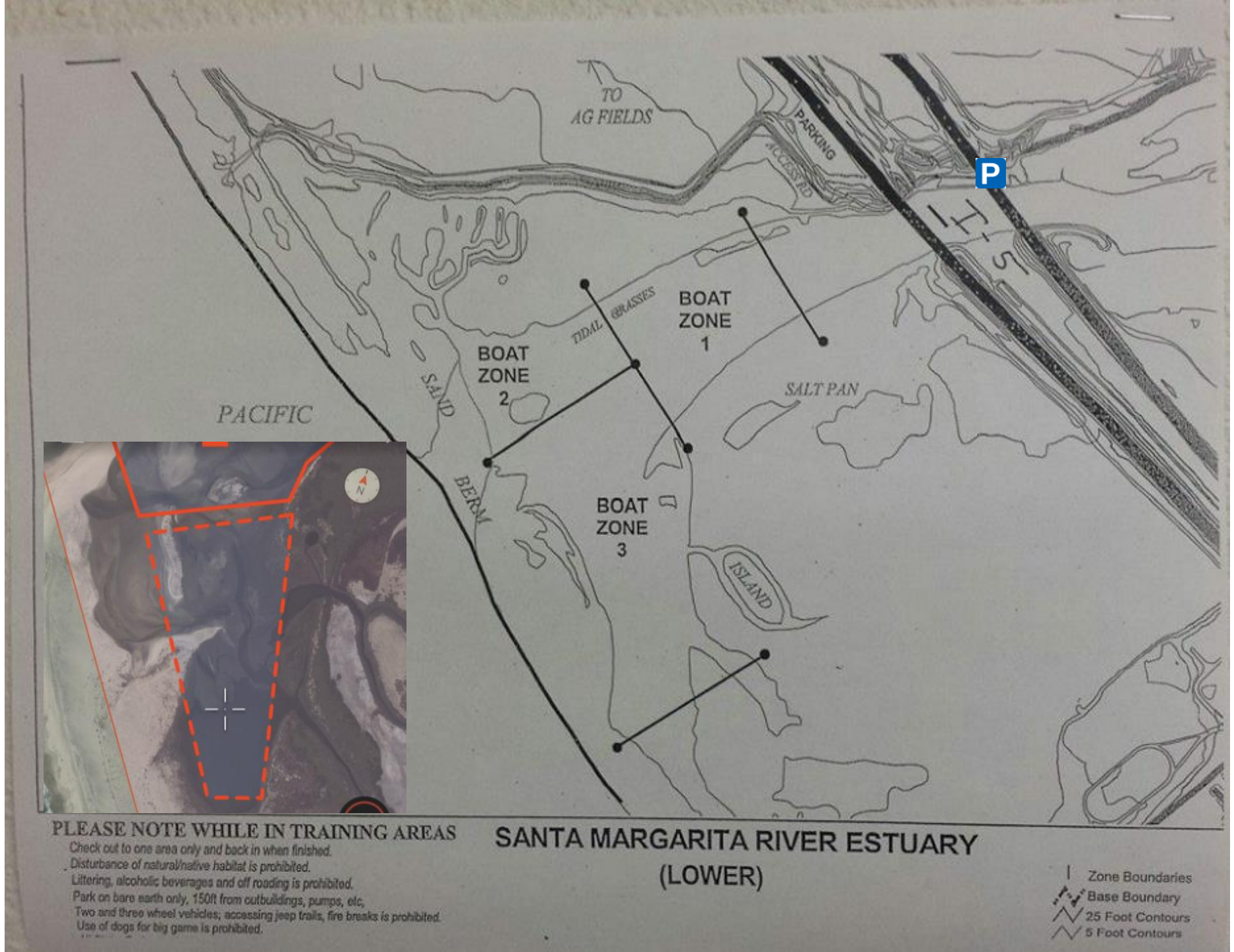
No shooting from shore

Limited natural cover

Recommend correct KMZ file on website to match the graphic to the right.

This allows hunting where the birds are located in the southern portion of Boat Zone 3.

<https://huntsmarter.app.link/pEZhBROB66>



# Pallet blind design build 8

Two oak pallets for foundation placed side by side

Two pine pallets for the front

Two pine pallets for the sides

One pine pallet for the back

4x4" x 8' attaches like a rail across the inside of the front connecting four pallets (fronts and sides with screws/nails. Ideally it is inserted into the side pallets.

Rear bench is two 2x4"x 8' board rails and 2 pine fence panels nailed. Extend through side pallets and secure

Roof of 4x 8' Plywood at 45 degree angle, attached to back pallets and front with two 2x4" boards.

Attach fan palms as camouflage using staple gun or roofing nails.

4 man team move in pieces. Prepare level ground. Assemble on sight. Stake down with two engineer stakes.

Each Requires: (7) pallets, (1) sheet 4x8 plywood, (3) 4x4x8 board, (2) 1"x8"x4' fence panels, 50 3 " screws , (2) engineer stakes

Total Requires: (56) pallets, (8) sheets plywood, (24) boards, (16) fence panels., (400) screws, box roofing nails, (15) engineer stakes



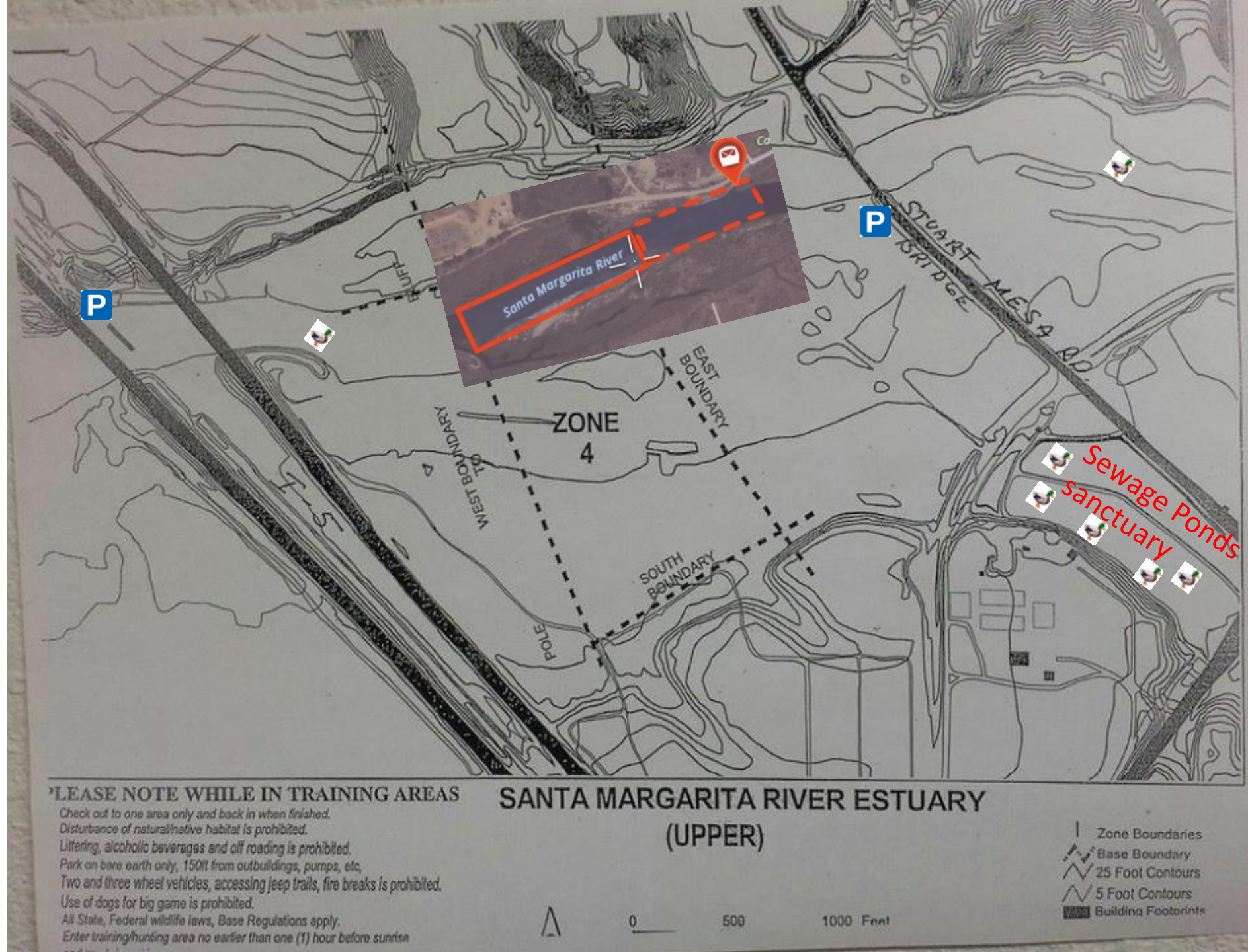
# Boat Zone 4

Recommend extending zone to the east. Maintain 200 meters distance from Stuart Mesa road. This allows key water structure to hunt from on the north side of the river indicated by the blind position in the graphic.

<https://huntsmarter.app.link/Z2vrrQGB66>

Recommend allow parking and portage by the Stuart Mesa bridge south side.

No shooting from shore.



# Stuart Mesa Blinds & Pump House

Pump house Recommend build, launch and leave behind boat blind secured to metal structure on West side of pond. Remove, demo and throw away old sunken boat. Request FMD remove old elevated, portable footbridge, east side of pond. <https://huntsmarter.app.link/n9XmOe6C66>

## Stuart Mesa blinds;

East pond; recommend build Blind 2A; layout blind.

Blind 3: Add palm camo.

Blind 5a: Replace portable blind with Pit or pallet blind.

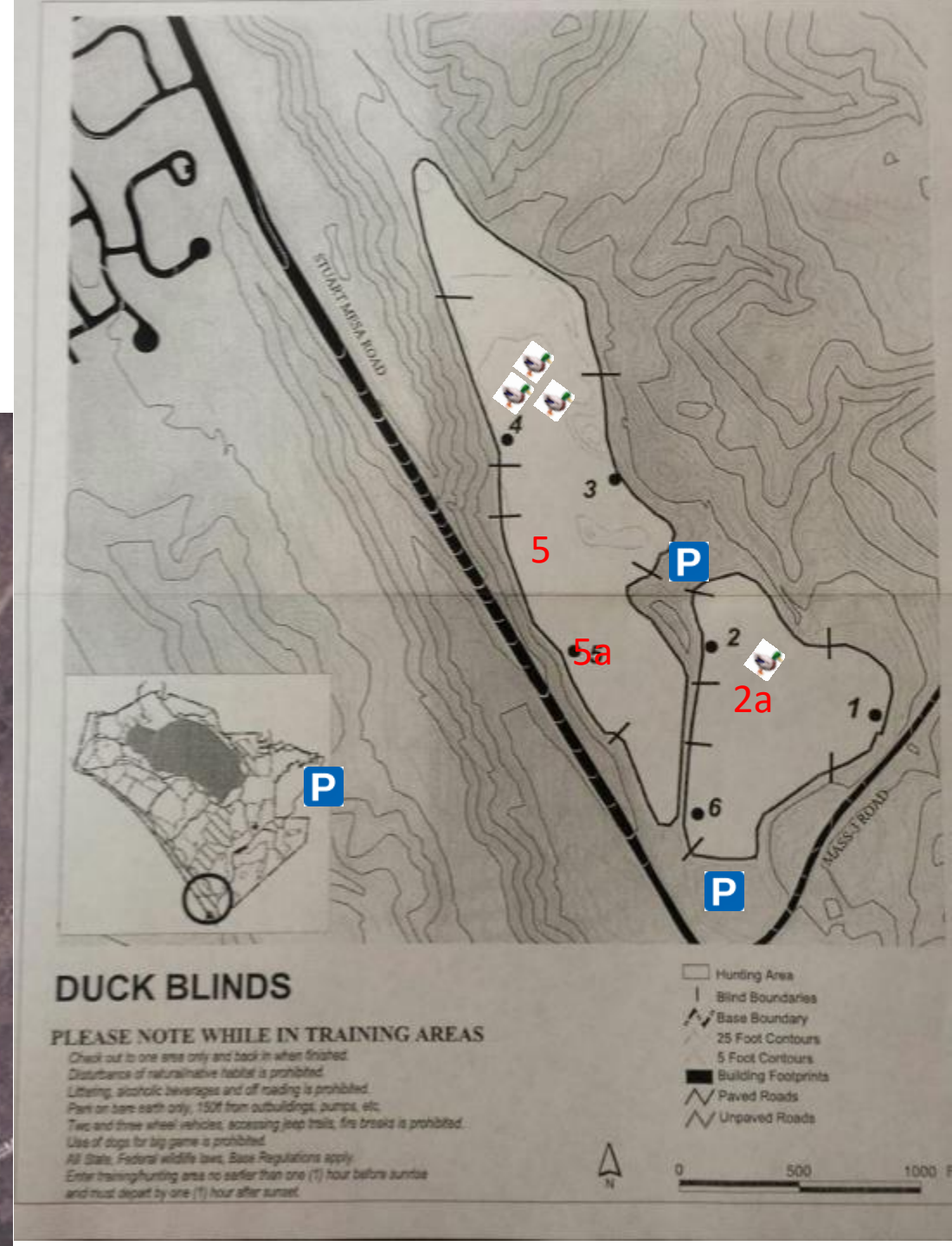
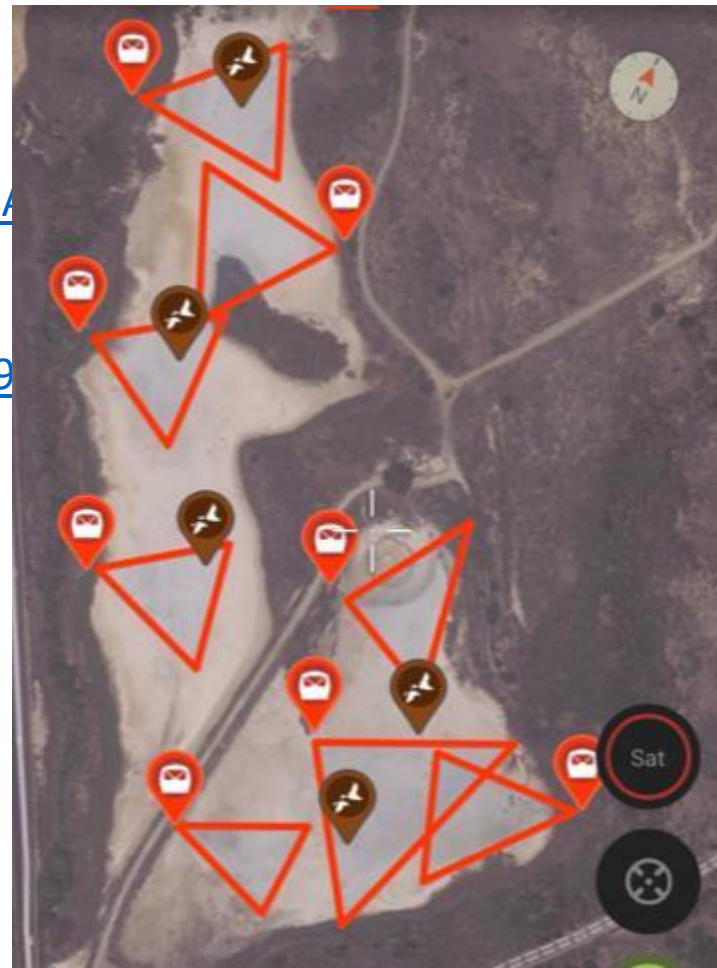
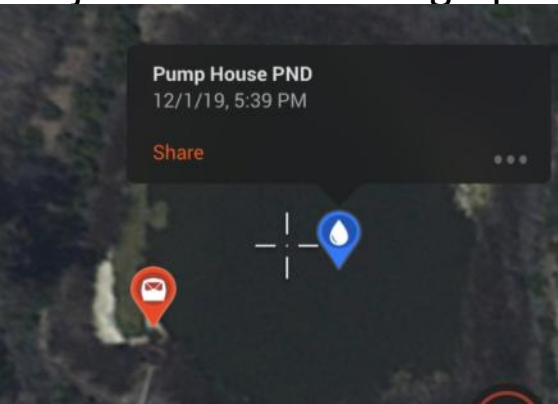
<https://huntsmarter.app.link/4O4oxB/>

Blind 5: Demo. Replace with pit or pallet blind.

<https://huntsmarter.app.link/1c0D2s9>

Blind 4: Replace portable blind with Pit or pallet blind.

Adjust "Duck Blinds" graphic.



# White Beach Training Areas

White Beach South (French Creek): Recommend FMD improve road traffic ability with gravel and removal of vegetation

Recommend Pit or Pallet Blind 1 on North side to the West near the neck. <https://huntsmarter.app.link/CG1BDBxI66>

Recommend Portable Blind 2 on North side to the East near the reeds. <https://huntsmarter.app.link/vdyMEczI66>

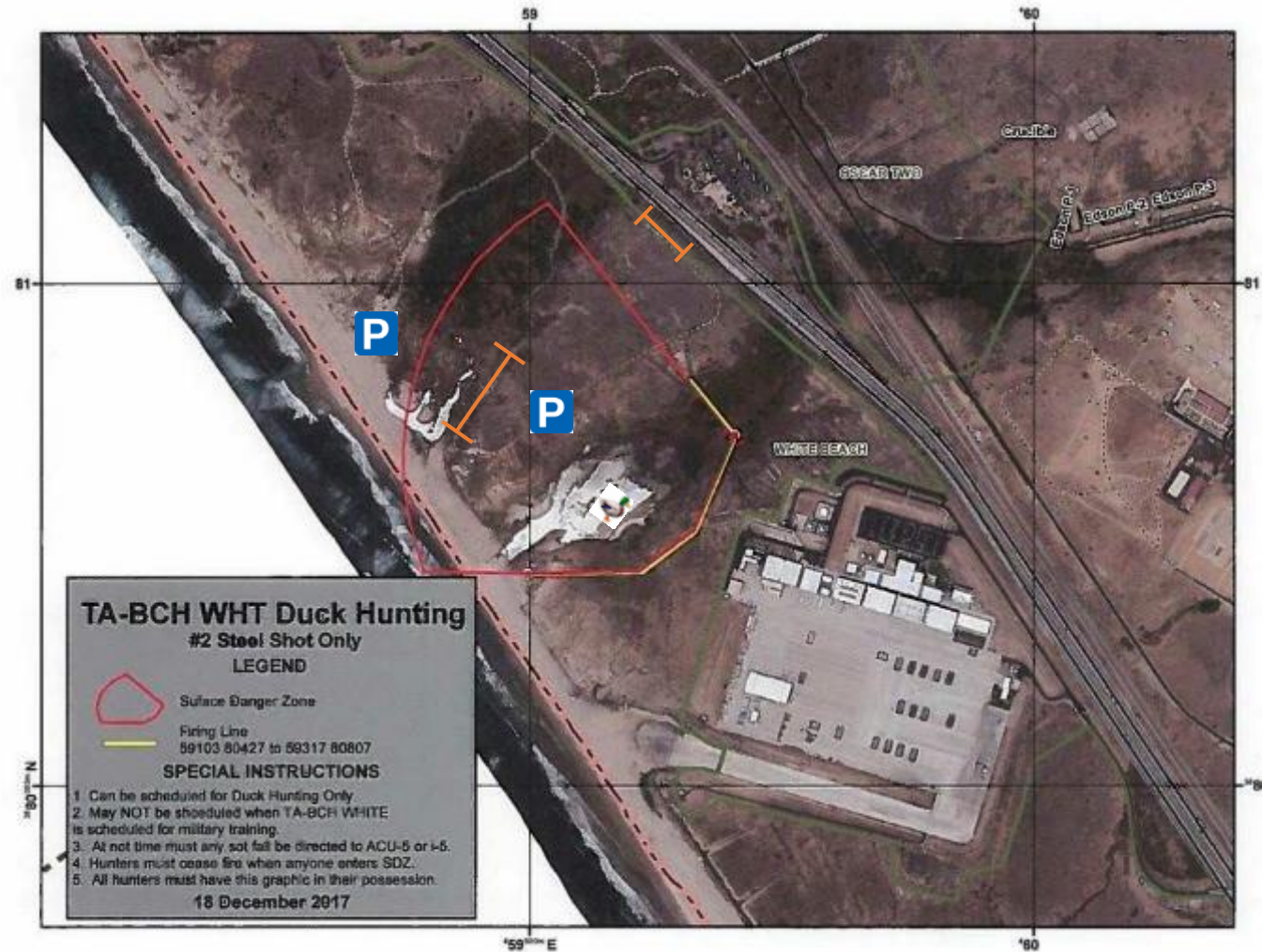
Recommend Portable Blind 3 on south side on a small ledge. <https://huntsmarter.app.link/1T5EcCAI66>

Recommend adding more area to hunt near the beach. <https://huntsmarter.app.link/pz8vI7FJ66>

White Beach North (Aliso Creek):

Recommend Pit or Pallet Blind 4 on South side.

<https://huntsmarter.app.link/hFAcaFCI66>



**TA-BCH WHT Duck Hunting**  
**#2 Steel Shot Only**  
**LEGEND**

- Surface Danger Zone
- Firing Line  
59103 80427 to 59317 80807

**SPECIAL INSTRUCTIONS**

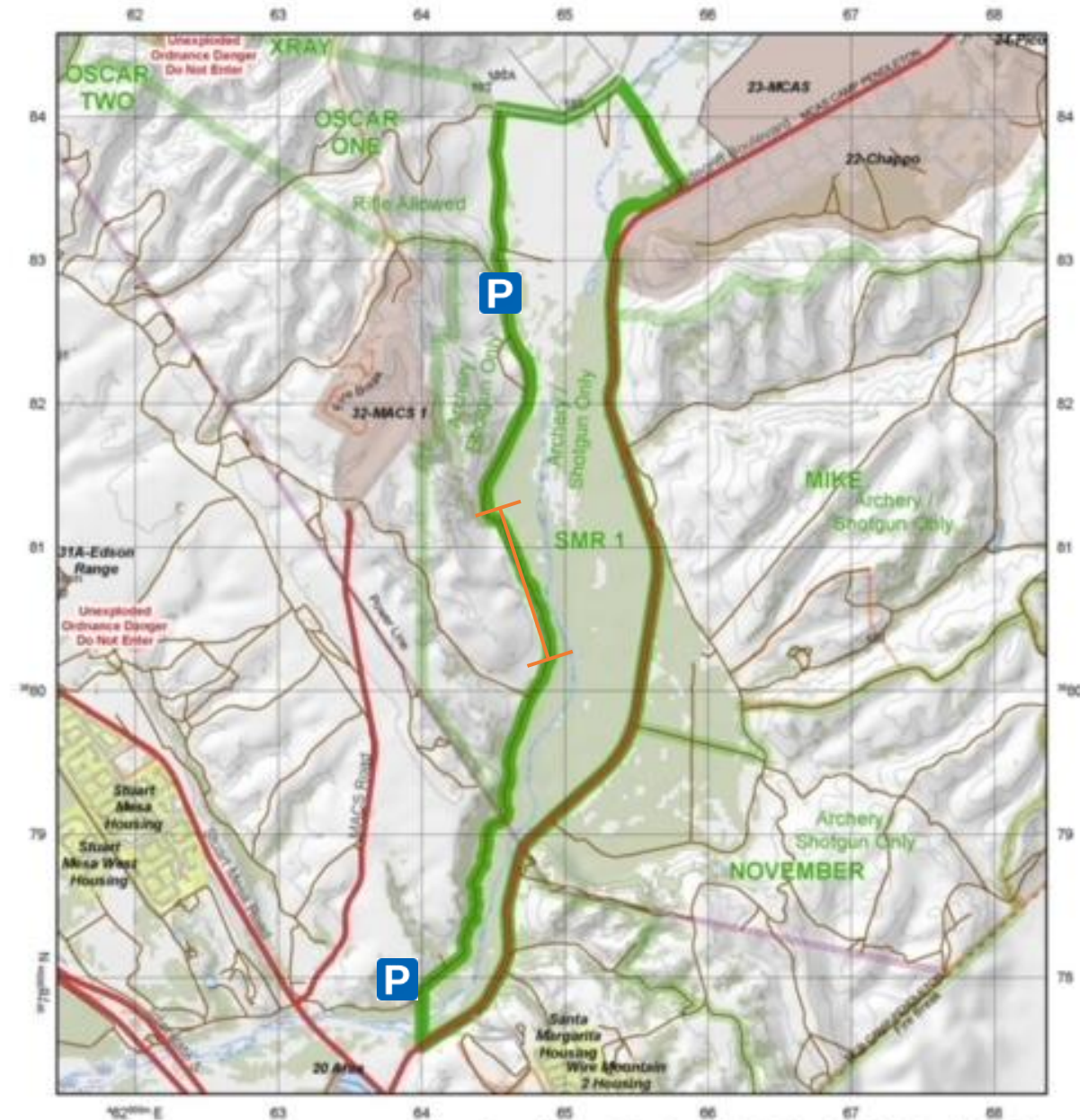
1. Can be scheduled for Duck Hunting Only.
2. May NOT be scheduled when TA-BCH WHITE is scheduled for military training.
3. At no time must any shot fall be directed to ACU-5 or i-5.
4. Hunters must cease fire when anyone enters SDZ.
5. All hunters must have this graphic in their possession.

**18 December 2017**

# SMR 1

Recommend extending the southern boundary to 500m within Stuart Mesa road.

<https://huntsmarter.app.link/3CfITdfK66>



## SMR 1



From Game Warden office, turn right onto Vandegriff Blvd. and drive 7.8 miles to Stuart Mesa Rd turn right. Go 0.6 miles over bridge and turn at 1st right. Turn right again in 30 yards. SMR-1 on right. See map for boundaries.

Rules: Check in and out to one area only as authorized. Protect habitat. No littering, alcohol, off-road driving, quads, ATVs, or motorcycles. Park on bare ground, 50 yards from structures. No shooting within 150 yards of

# SMR 2 & Perc Ponds

Perc Pond (Wounded Warrior) Blind 1: No improvement needed  
Recommend Portable blind 4 on southeast corner of northern pond  
or move to eastern pond water dependant.

<https://huntsmarter.app.link/1RG6YxXL66>

Recommend Pallet blind 2 on west side of northern pond.

<https://huntsmarter.app.link/2Or8HszM66>

Improve blind 3 on west side


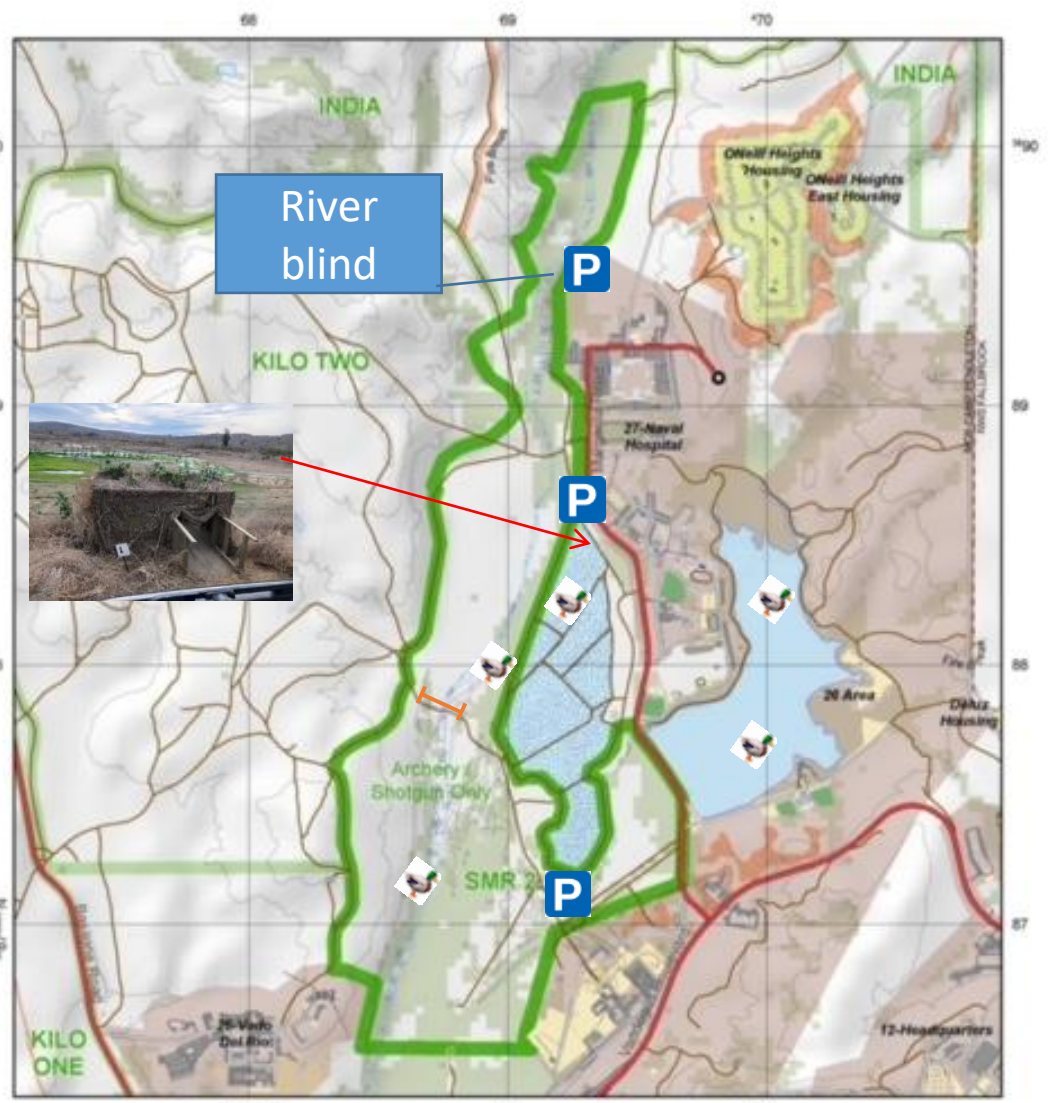
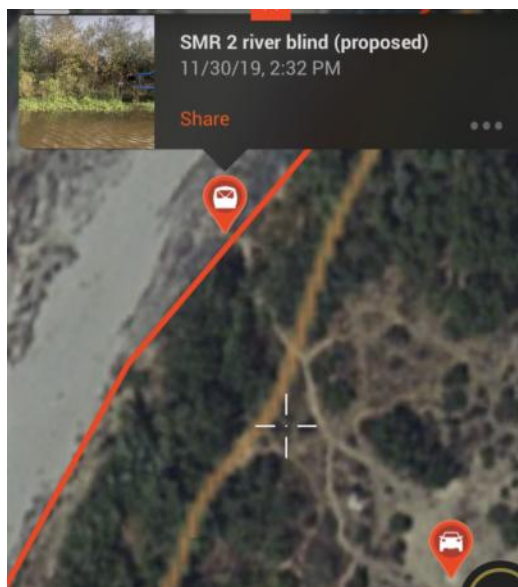
<https://huntsmarter.app.link/gXdAmIEM66>

of western pond.

Demo blind 4 in south pond.

Rebuild SMR2 River Pallet Blind

<https://huntsmarter.app.link/FIElh2>



From Game Warden Office, go out the gate to stop sign, turn left and go to next stop sign, turn left onto Santa Margarita Rd. Go 0.8 miles. Turn left on first dirt road across from the Fitness Center. Enter SMR-2. See map for boundaries.

Rules: Check in and out to one area only as authorized. Protect habitat. No littering, alcohol, off-road driving, quads, ATVs, or motorcycles. Park on bare ground, 50 yards from structures. No shooting within 150 yards of roads or buildings.

# Lima ponds

Pilgrim Creek Lake is deep due to water accumulation and requires a kayak, float tube, or dog for retrieval. Filled with quality ducks that bed down, with departure and returns around legal shooting times. Recommend GIS hunting area map graphic.

Lima East (Pilgrim Creek Pond). Maintain Dam blind.

Recommend boat blind. With boat launch from dam.

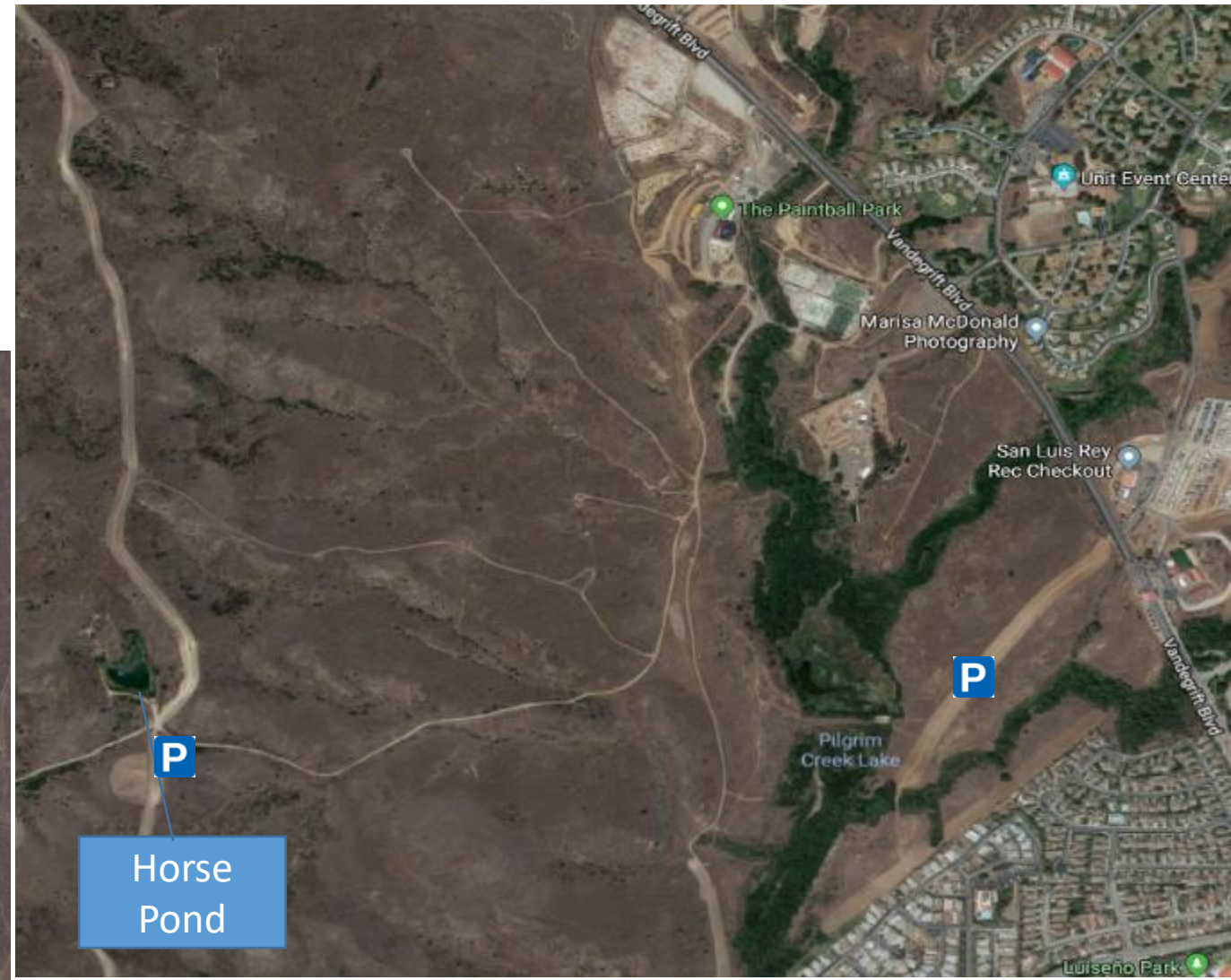
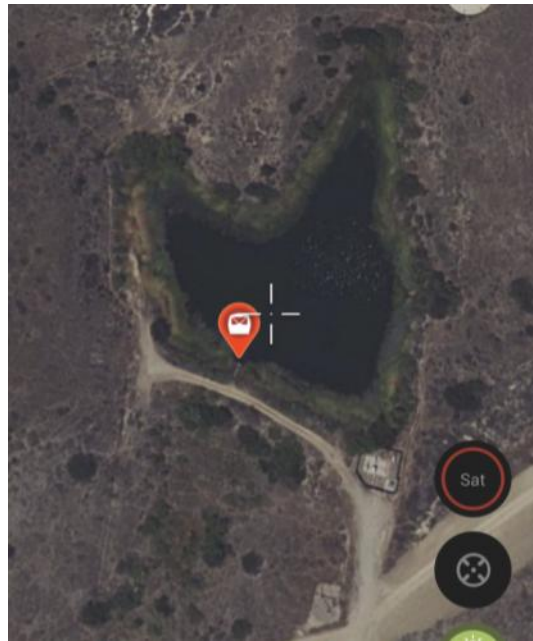
Primary spot @ <https://huntsmarter.app.link/NrtpR3cl86>

Alternate spot @ <https://huntsmarter.app.link/lmQrdLeI86>

3 hunter max

Lima West (Horse Pond). 2 hunter max. Enter from the golf course road. Recommend boat blind @

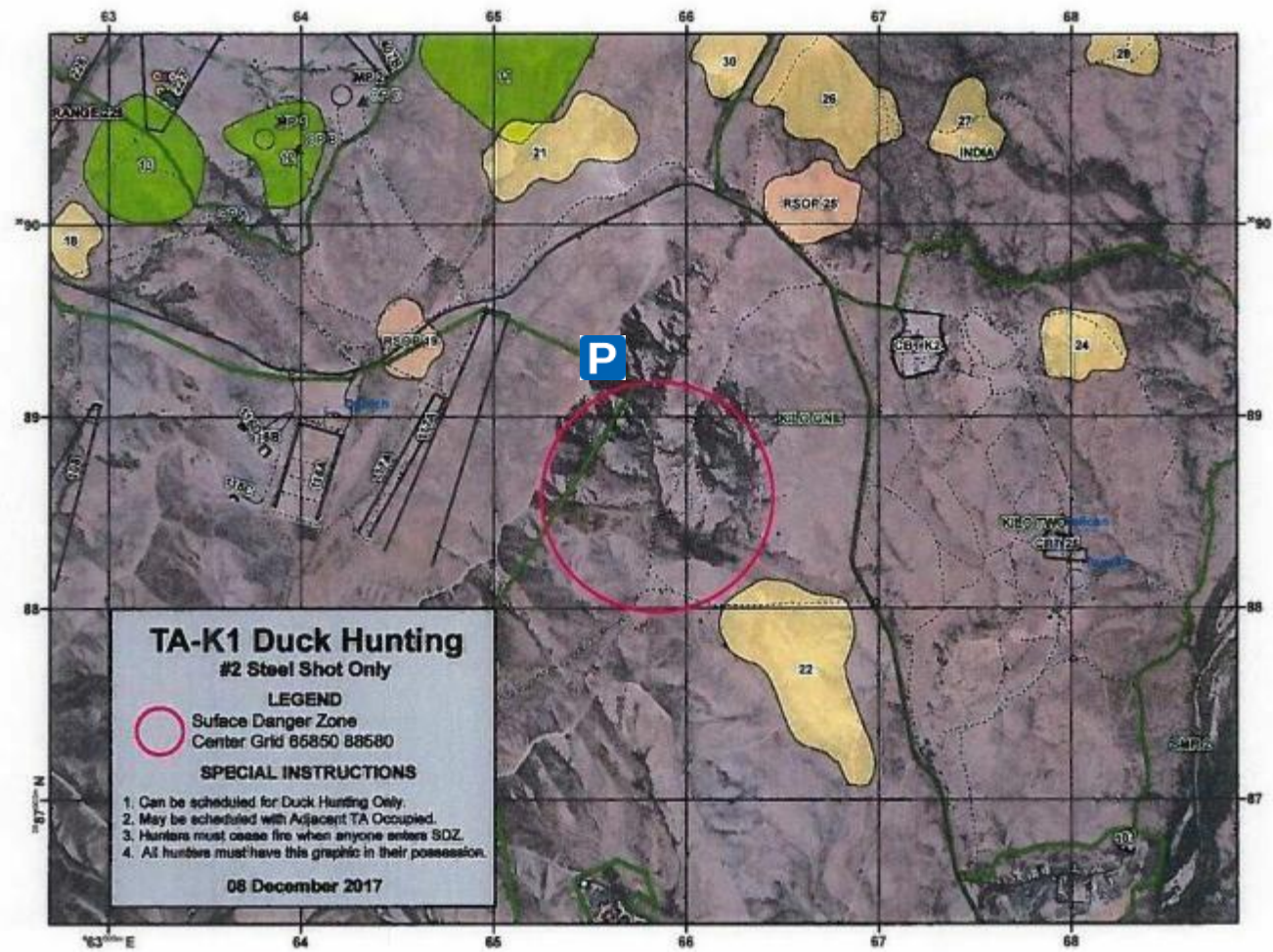
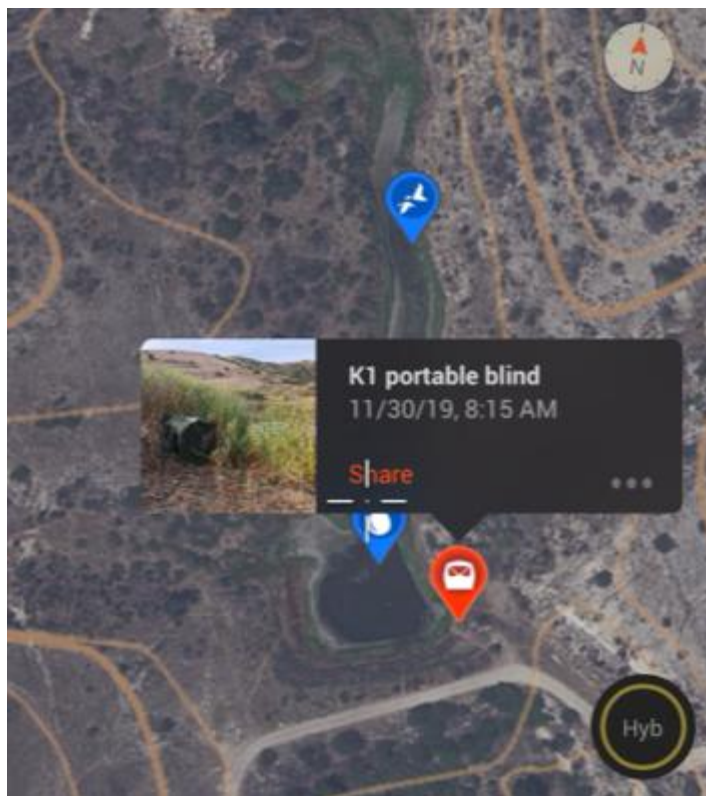
<https://huntsmarter.app.link/OovTX4kl86>





# K1 Pond

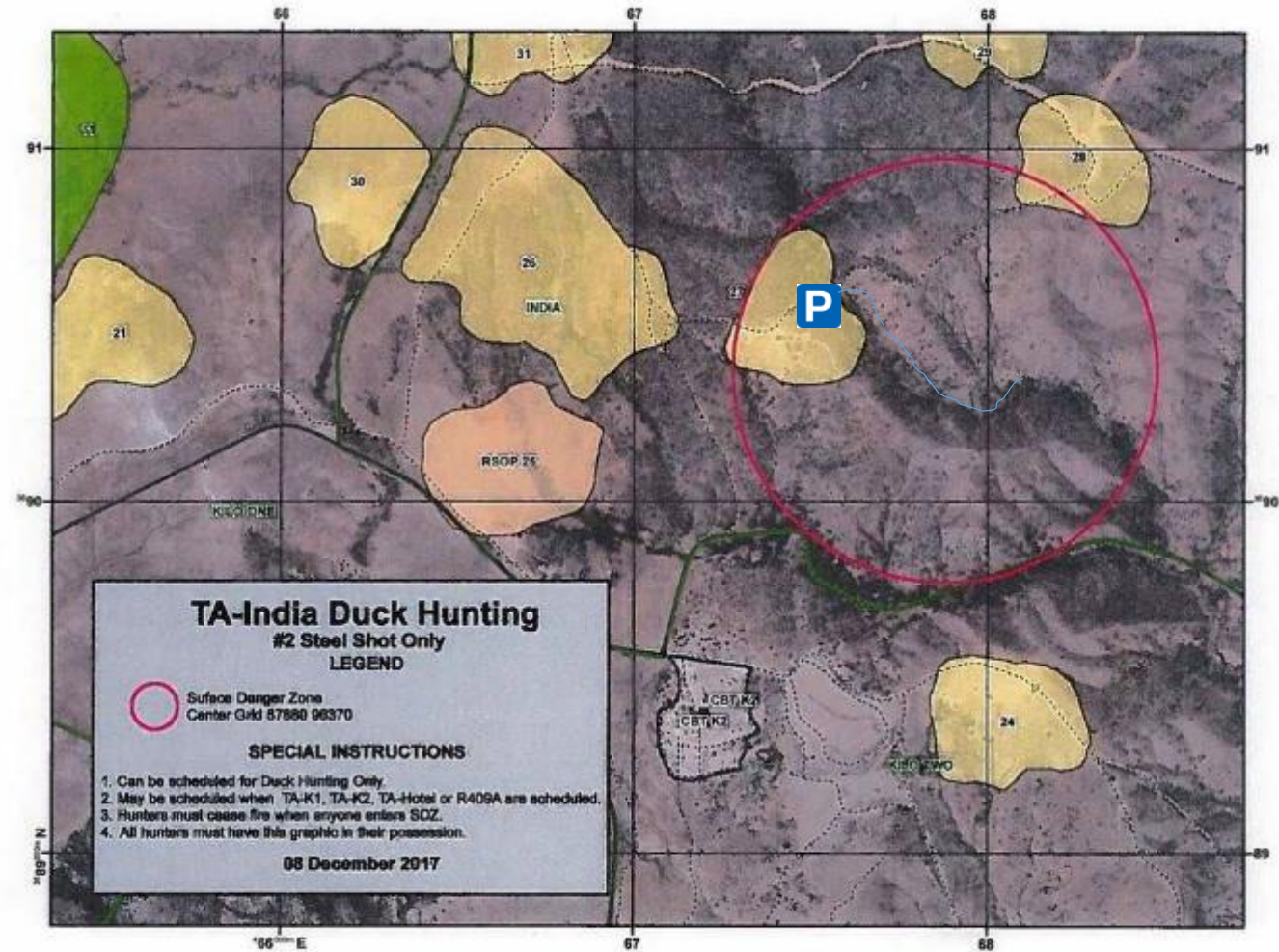
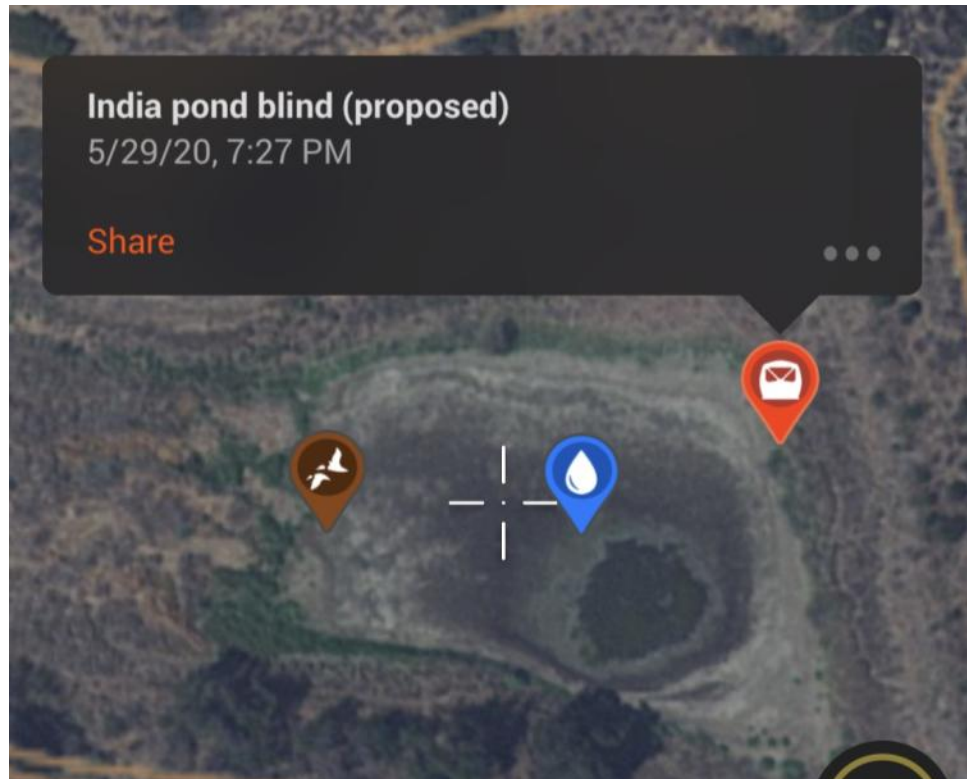
Park 500m at top of the hill south west. Walk to east side of dam for installed two person portable blind. No change required. Conduct maintenance on blind once water recedes.



# India Pond

Park AFA27, 500m walk in creek to pond.  
Recommend establish a portable blind in the north east corner.

<https://huntsmarter.app.link/tMnZBHC076>

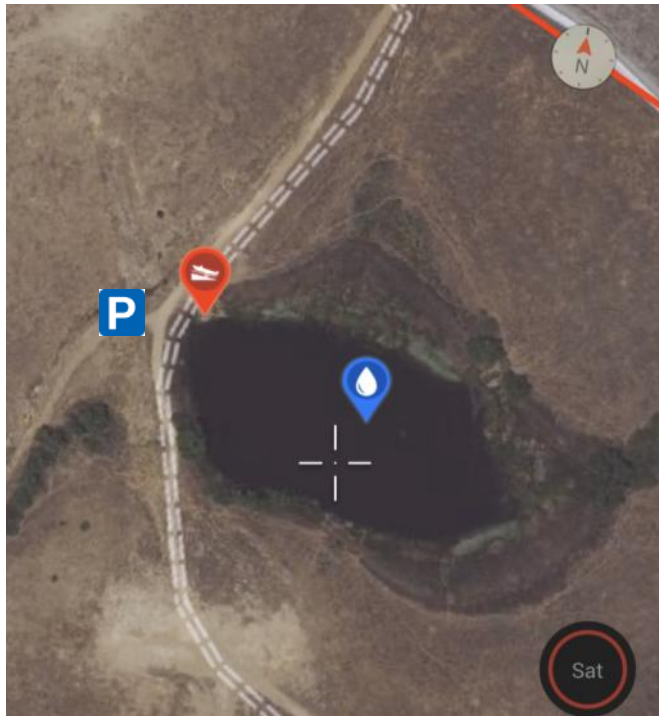


# Echo ponds

Case Spring ponds are deep due to water accumulation and requires a kayak, float tube, or dog for retrieval. Recommend GIS hunting area map graphic.

Echo Pond South (Case springs) 2 hunter max. Recommend boat blind with launch from culvert area.

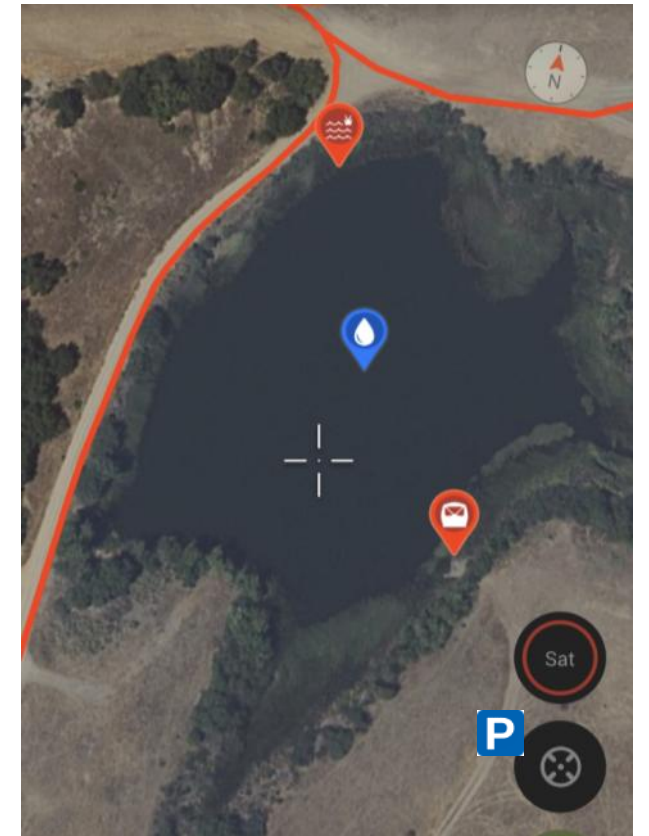
<https://huntsmarter.app.link/bDa0TpUq86>



Echo Pond North (Case Springs Pond).

Emplace pallet blind. 2 hunter max

<https://huntsmarter.app.link/7V9SsMmp86>



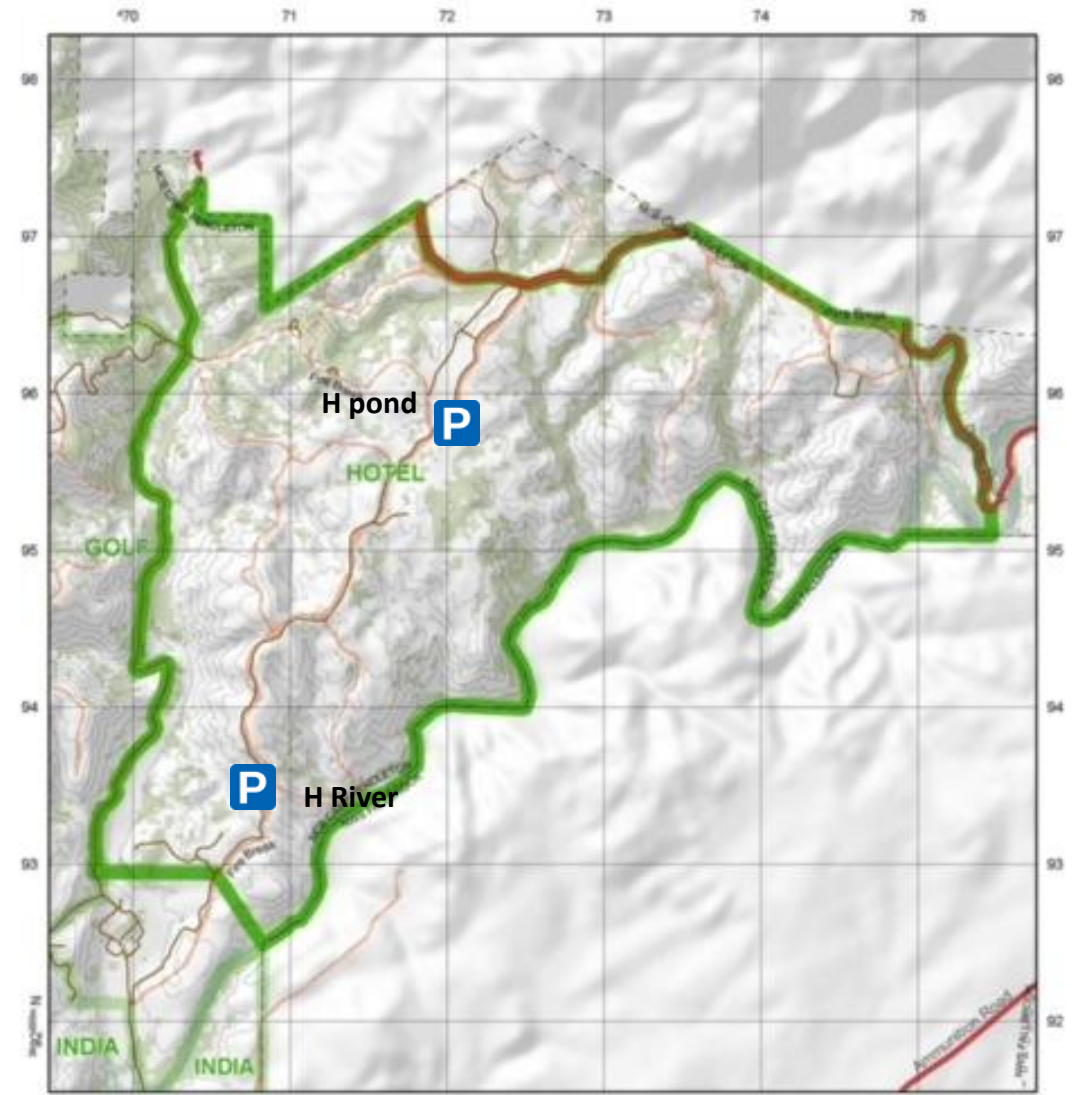
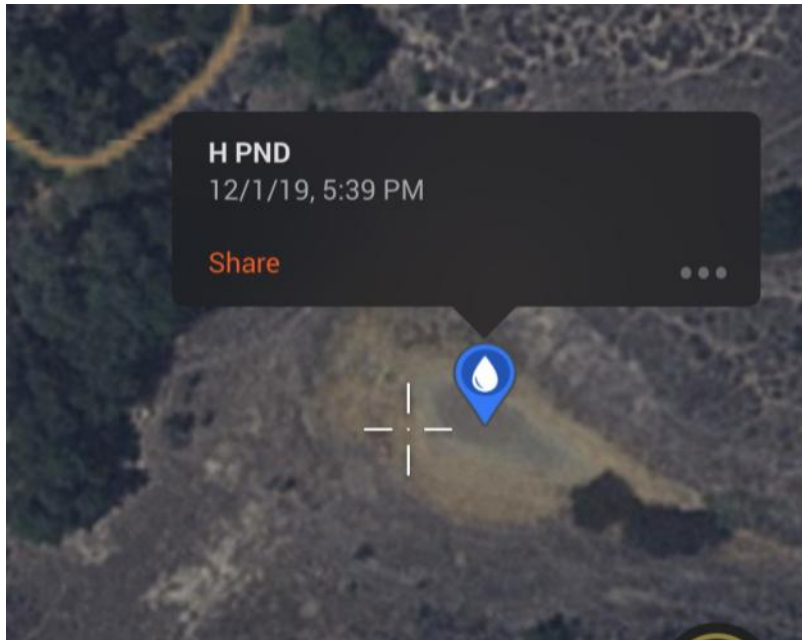
# Hotel ponds in the SMR drainage

The Hotel pond is Vernal pool at 71466 95815. To access Hotel pond park at AFA 39 and walk in. No blind recommended for lack of consistent habitat.

<https://huntsmarter.app.link/5cx1fay176>

Recommend adding the Hotel "River" to the maps. Consistent water and ducks spread throughout southern portion of river. Too remote and inconsistent habitat for a blind.

<https://huntsmarter.app.link/nOnA9Cr176>



## HOTEL



From Game Warden Office turn left onto Vandegrift Blvd. Turn left at 2nd light onto De Luz Rd. At 3.9 miles turn right at fork after a stream crossing. Continue 0.7 miles. Hotel Area begins. See map for boundaries.

Rules: Check in and out to one area only as authorized. Protect habitat. No littering, alcohol, off-road driving, quads, ATVs, or motorcycles. Park on bare ground, 50 yards from structures. No shooting within 150 yards of roads or buildings.

# Mike ponds

It takes significant accumulation to flood Ysidora basin. Mike ponds have received duck and geese in the past. No blinds are recommended currently.

North Pond: Not many ducks up this far.

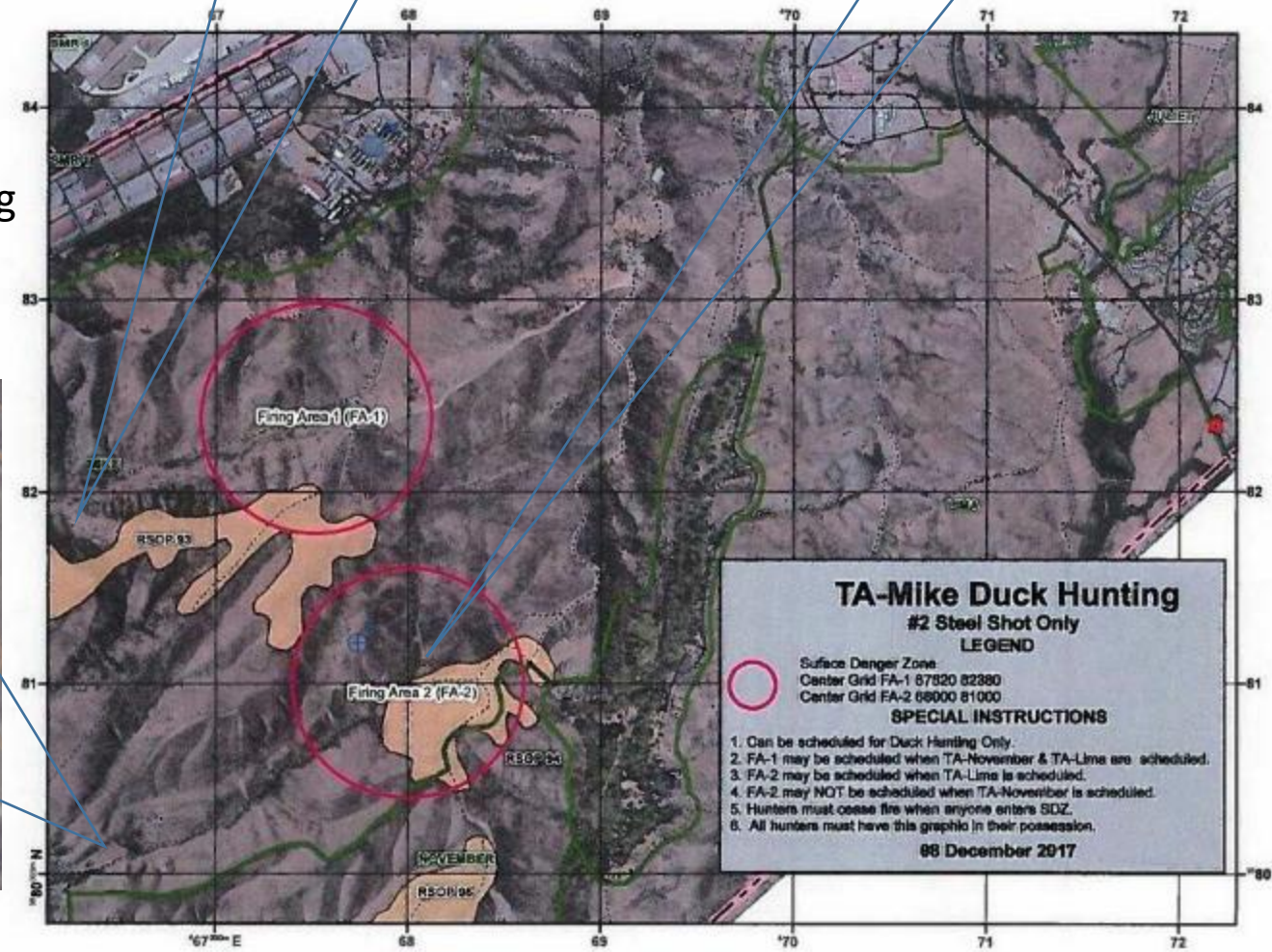
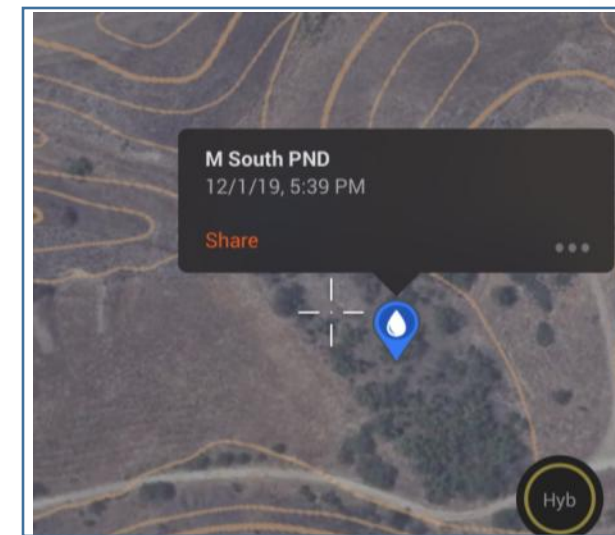
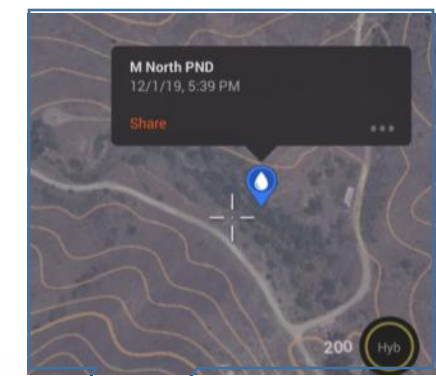
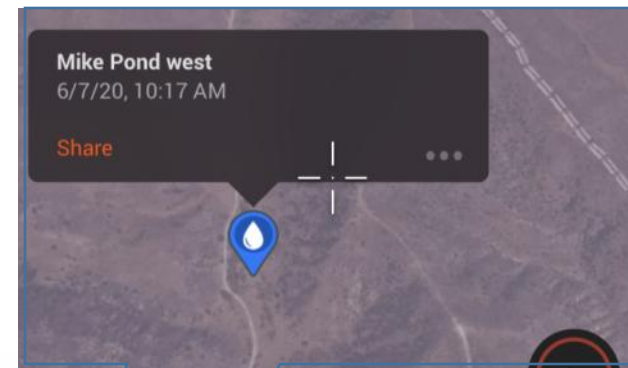
<https://huntsmarter.app.link/CcuROKP276>

South pond: One hunter limited out there last season.

<https://huntsmarter.app.link/JdR7r3T276>

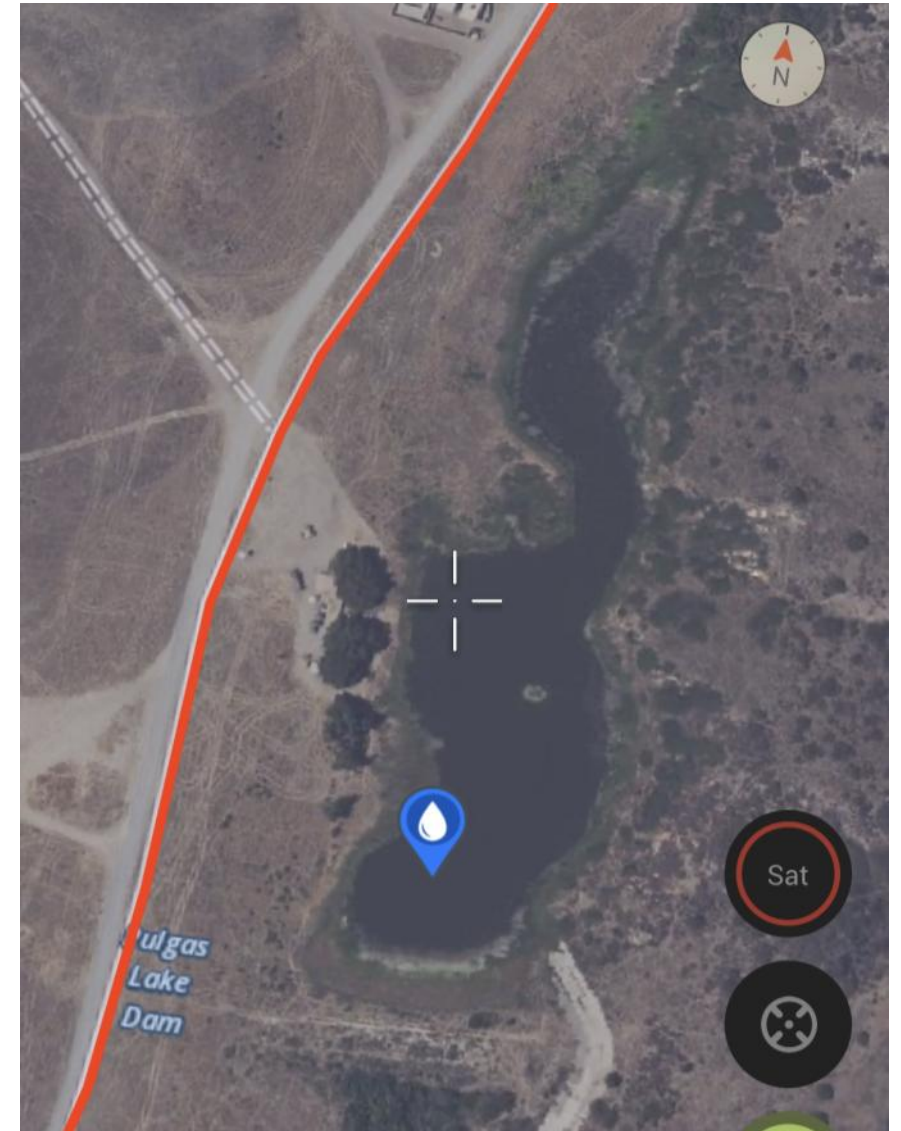
West Pond: This has ducks in June 2020! Recommend adding Mike West to the huntable ponds.

<https://huntsmarter.app.link/luqJk28276>



# Papa 1 pond (Las Pulgas)

Las Pulgas pond is deep due to water accumulation and requires a kayak, float tube, or dog for retrieval. Recommend GIS hunting area map graphic. Not much hunting history. Requires more study. Recommend boat blind for fishing and hunting recreation.



# Bowhunter Safety Brief, Ethics, and Practical

- Analogous to rifle deer briefing, but for bowhunting season or prior to special bowhunts
- Successful test run with 1<sup>st</sup> Recon Bn
- Delivered by Game Wardens with PSC riding shotgun and providing props and targets
- Review applicable rules and regulations
- Discussion and demonstration of shot placement and ethics
- Practical test at 30 yards
- PSC offers assistance with practice and equipment, as well as mentoring



# Camp Pendleton Game Warden Update to Sportsmans Club

July 2020

Michael Tucker  
Camp Pendleton Game Warden  
Chief Warden  
[Michael.j.tucker@usmc.mil](mailto:Michael.j.tucker@usmc.mil)





# Agenda



- G10 Tags
- 2019 Deer Season Results
- iSportsman Implementation
- 2020 Rule Update
- Questions?



# G10 Tags



- G10 deer tag is buck or doe
- Required for firearm hunting
- Archers can use the Archery Only tag and don't need a G10 tag
- Only 250 tags
- Only sold at PX STAR card counter



# G10 Tags



- Tags go on sale August 5
- At sunrise on August 5 a Warden will
  - 🌐 Verify each person's eligibility
  - 🌐 Remain on site until the last tag sold
  - 🌐 Write down a list of the first 250 G10 tags
    - You can then leave the line and come back no later than 1800 on August 6
- Tags are first come-first serve
- One person can buy a MAX of 2 G10 tags
  - 🌐 Have copy of hunting license & ID for adults



# G10 Tags



## ➤ PRO TIPS

- 🌐 Be prepared for PX COVID measures
  - **Masks, social distancing, etc**
- 🌐 Try to buy your license and permit ahead of time, this will make the line move fast
- 🌐 Enjoy the camaraderie as next year we will likely move to an iSportsman lottery
- 🌐 Bring a camping stool



# iSportsman



- HUGE, but GOOD, change
- <https://Pendleton.isportsman.net>
  - 🌐 Site is active and will display fishing/hunting areas starting this weekend
  - 🌐 Contract awarded at end of June, will be ready for Dove/Deer opener Sept 5
  - 🌐 August is all about signing up our hunters
- Permits sold at PX for now, but eventually transferred to iSportsman



# iSportsman



- Hunters: Be prepared for Sept 5
  - 🌐 Self-register on site, create login (active now)
  - 🌐 Send picture/scan of military ID, hunting license and PX hunting permit (email address to be published by August 1<sup>st</sup>)
  - 🌐 Game Warden will validate you as a hunter
  - 🌐 Watch the AMAZING safety video (7 minutes) and pass 5 question test
  - 🌐 Buy a \$0.00 hunting permit, eventually this will go to \$20.00 and replace PX permit



# iSportsman



- Things will be different, but better
  - 🌐 You won't need to stop by the warden's office
    - Less driving, more time in the field
  - 🌐 You won't need to attend a safety brief
    - It's now online
  - 🌐 You won't need to pick up maps
    - They will be available on iSportsman
  - 🌐 You can see how many people are in each area and switch areas on your phone



# iSportsman



- No more area or blind preference sheets
  - 🌐 We will still do a lottery for firearm deer/duck
  - 🌐 Sign up for the hunt by the Wed. prior
  - 🌐 Check back on Thurs for result (win/lose)
  - 🌐 Reserve an area the day before
    - Tier 1 0800-0830 Active Duty and dependents
    - Tier 2 0830-0900 Retirees/Reservists and dep.
    - Tier 3 0900-0930 DOD Civilians and dep.





# iSportsman



## ➤ It will be okay

- 🌐 You will only compete with other lottery winners, so it won't be crowded
- 🌐 You cannot reserve more than one area at a time, so tier one can't take all the areas
- 🌐 It will be like a buffet, with enough food for everyone, active duty eats first,
- 🌐 This will cut down on no-shows
- 🌐 You can create hunting parties for the lotto



# iSportsman



- There will still be same day check in for open areas
- Small game, archery, upland bird will not have a lottery
- We may move to a lottery for archery next year
- Report harvest through iSportsman
- Check-in deer in-person



# iSportsman



## ➤ Fishing

- 🌐 Tentatively, January 2021 fishing permit sales will go through iSportsman
- 🌐 Check in/out of training areas with iSportmans (Gold Beach, Pulgas Lake, etc)



# iSportsman



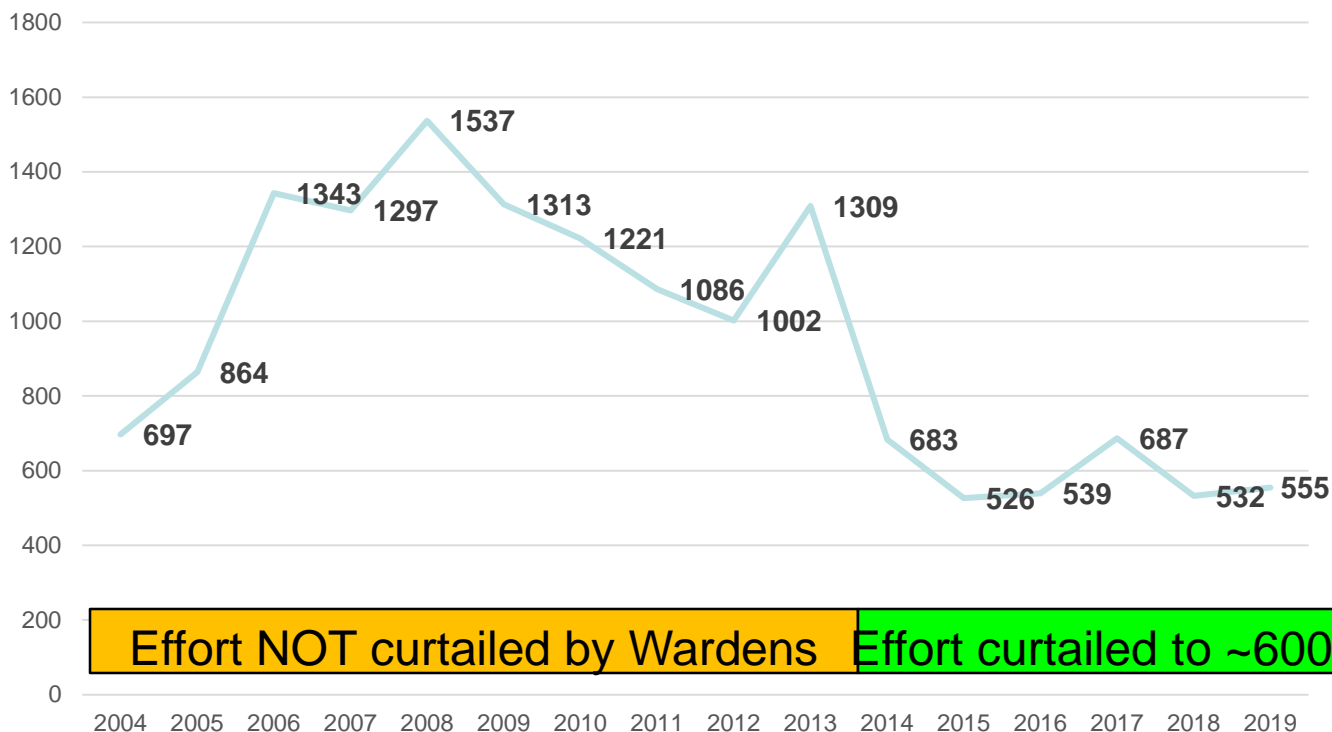
- Why you should be happy
  - 🌐 More time in the field, less time completing administrative requirements or driving
  - 🌐 You have more control over your hunting area choices, not a Game Warden
  - 🌐 Wardens will have more time to improve the hunting program instead of run lotteries, check-in hunters, etc.



# Deer Hunter Effort

- Effort fluctuated annually
- 2013 and prior hunters limited only by fires and area availability
- Effort intentionally reduced in 2014

Annual Firearm Hunter Effort in Hunter Days

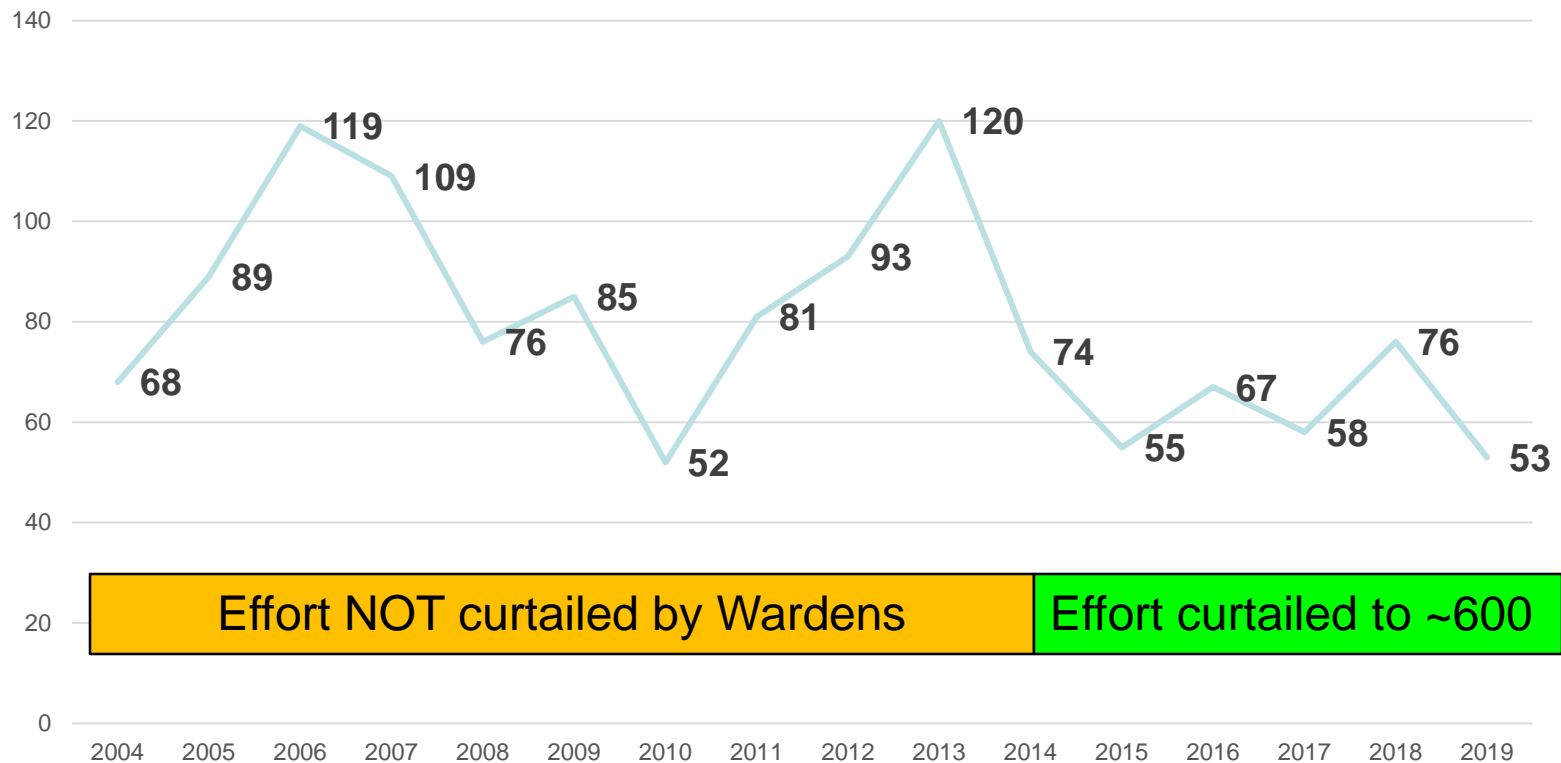




# Firearm Deer Harvest

- Harvest fluctuates each year
- Deer population fluctuations, hunting effort, and hunting area availability likely contribute to the peaks and valleys of this graph

Annual Firearm Hunter Harvest

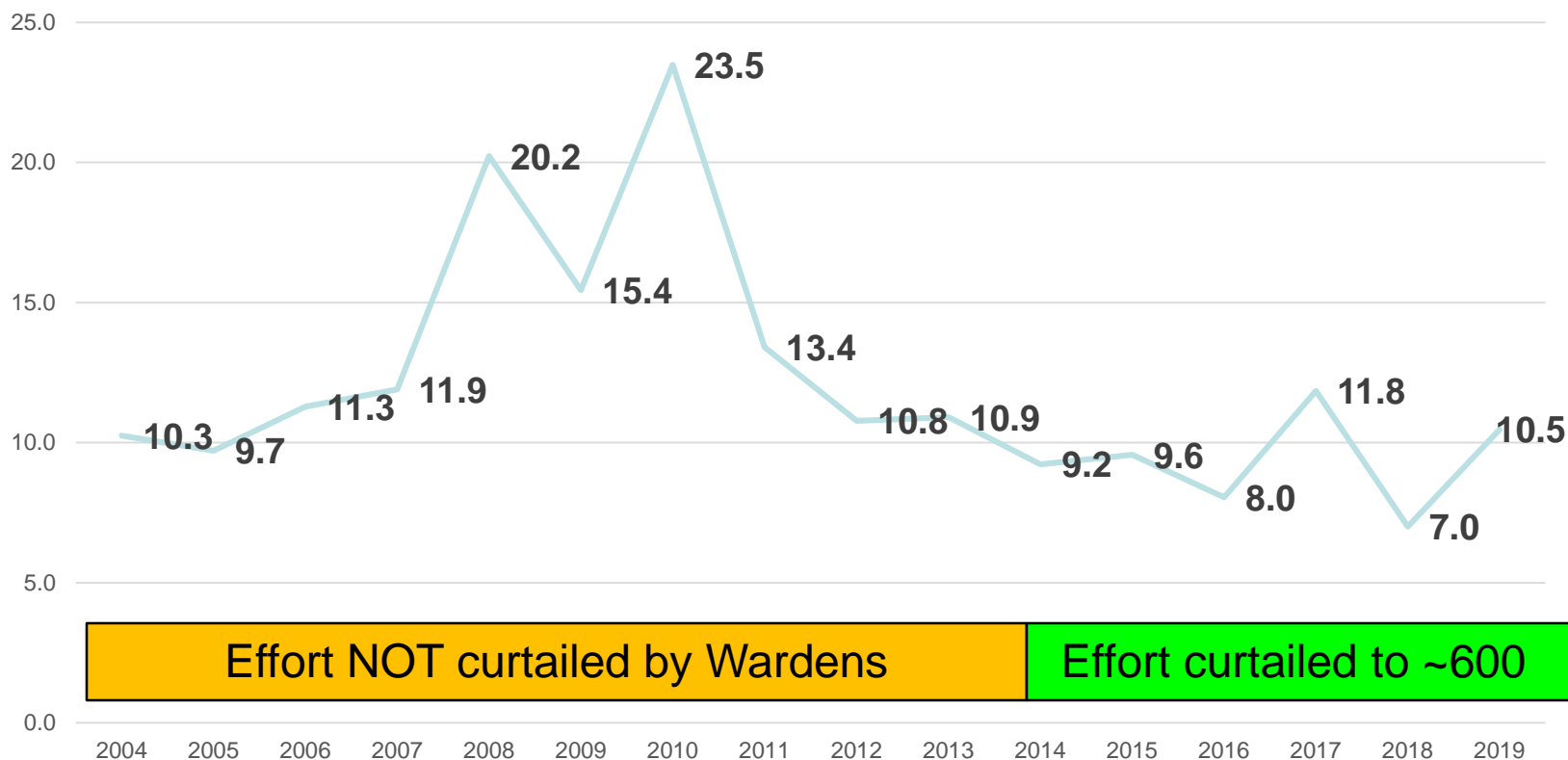




# Hunter Productivity

- The rate of deer harvest varies annually, LOWER IS BETTER
- Average is 12.6 hunter days per deer

Hunter Productivity: # days hunted per deer harvest

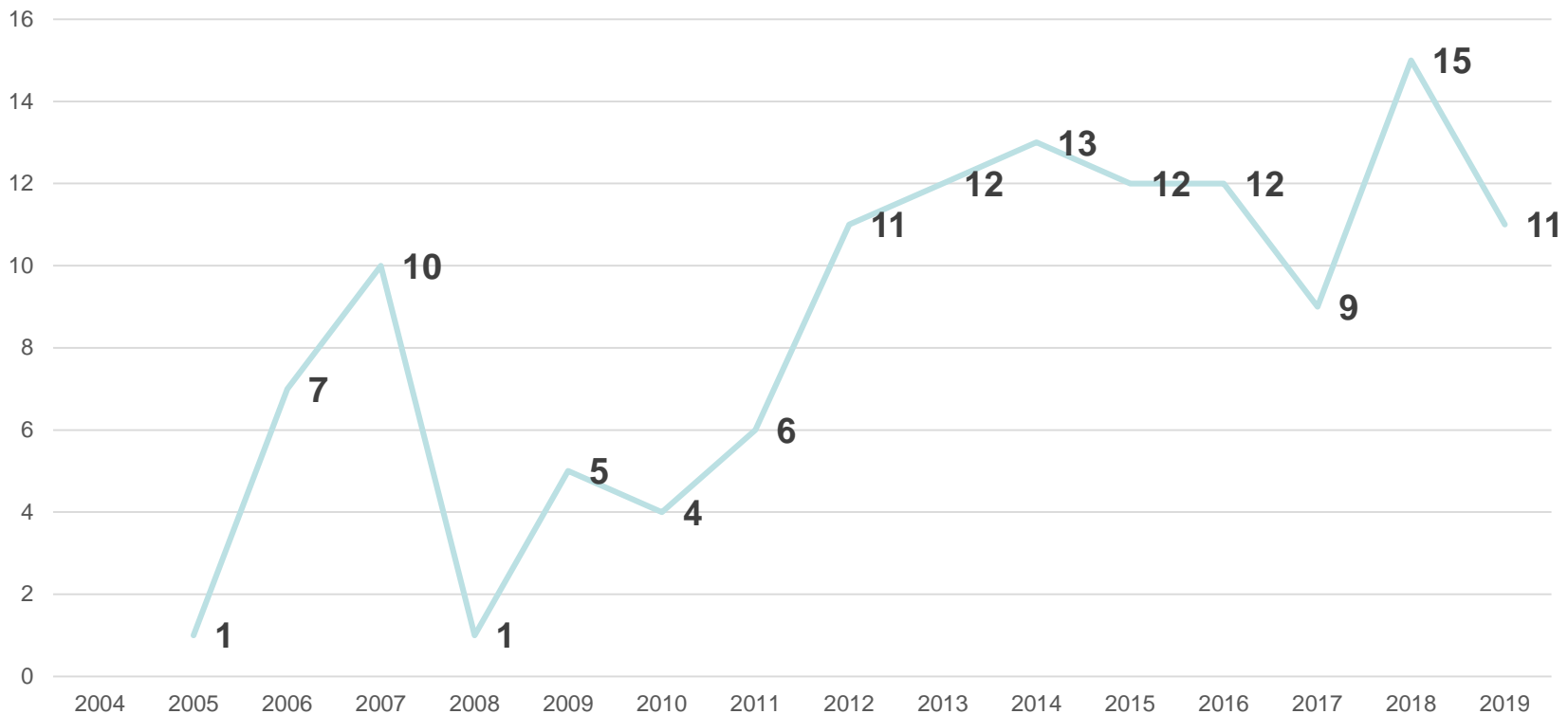




# Archery Harvest

- Record effort of about 900 archery hunts, many new archers
- Average harvest about 8 deer
- Archery effort not managed due to relatively low harvest numbers
- Inexperienced archers can maim deer, bowhunter courses coming in 2020

Archery Deer Harvested Annually



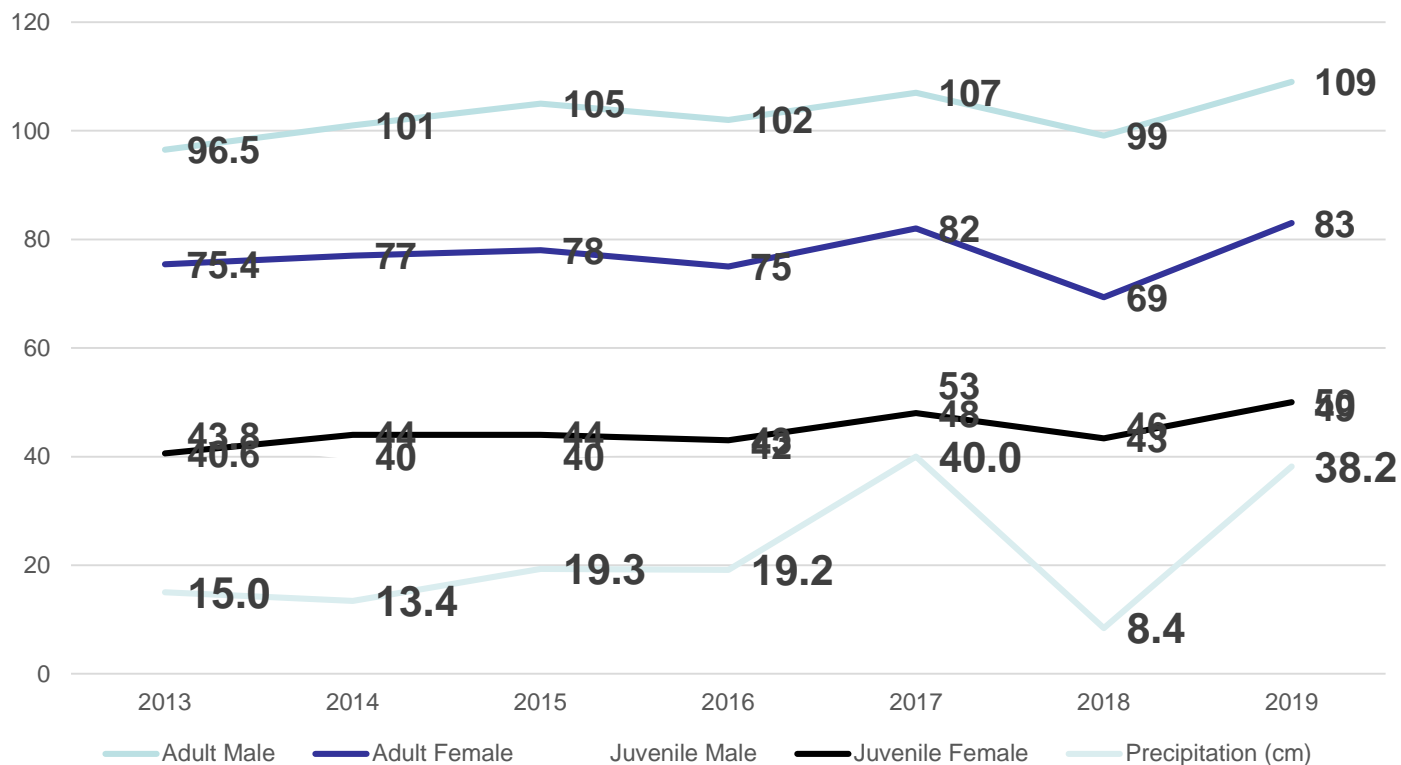




# Dressed Deer Weights

- Precipitation may affect deer weights, more precipitation=more weight
- Doe weight fluctuates more than buck
- Doe fluctuations have reproductive implications (twins, fawn health)

Average Annual Deer Weights, field dressed by class (lbs) with Precipitation (cm) from Oct-Sep



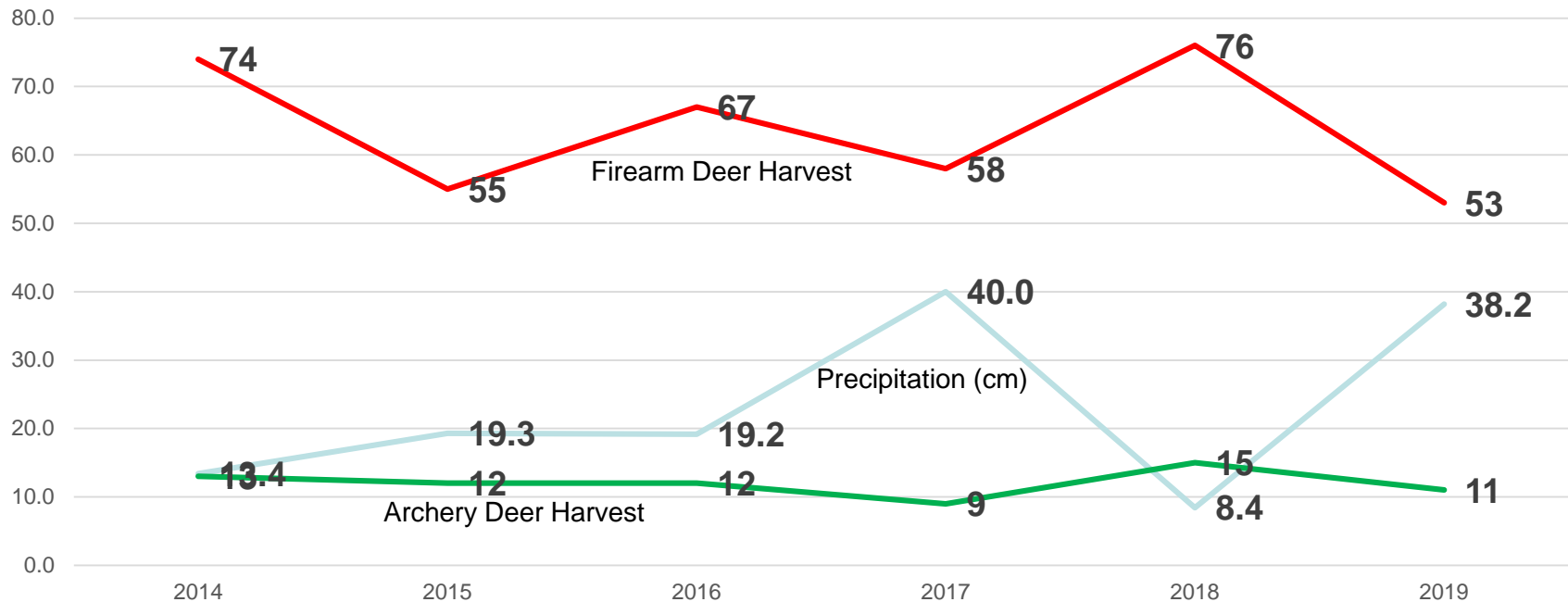


# Last year's precipitation driving harvest?



- The last 3 years of precipitation have wildly fluctuated
- 2017 high rainfall followed by a 2018 rise in firearm/archery harvest
- 2018 low rainfall followed by a 2019 drop in firearm/archery harvest
- Will 2019s high rainfall mean a high harvest in 2020?

Precipitation and Harvest



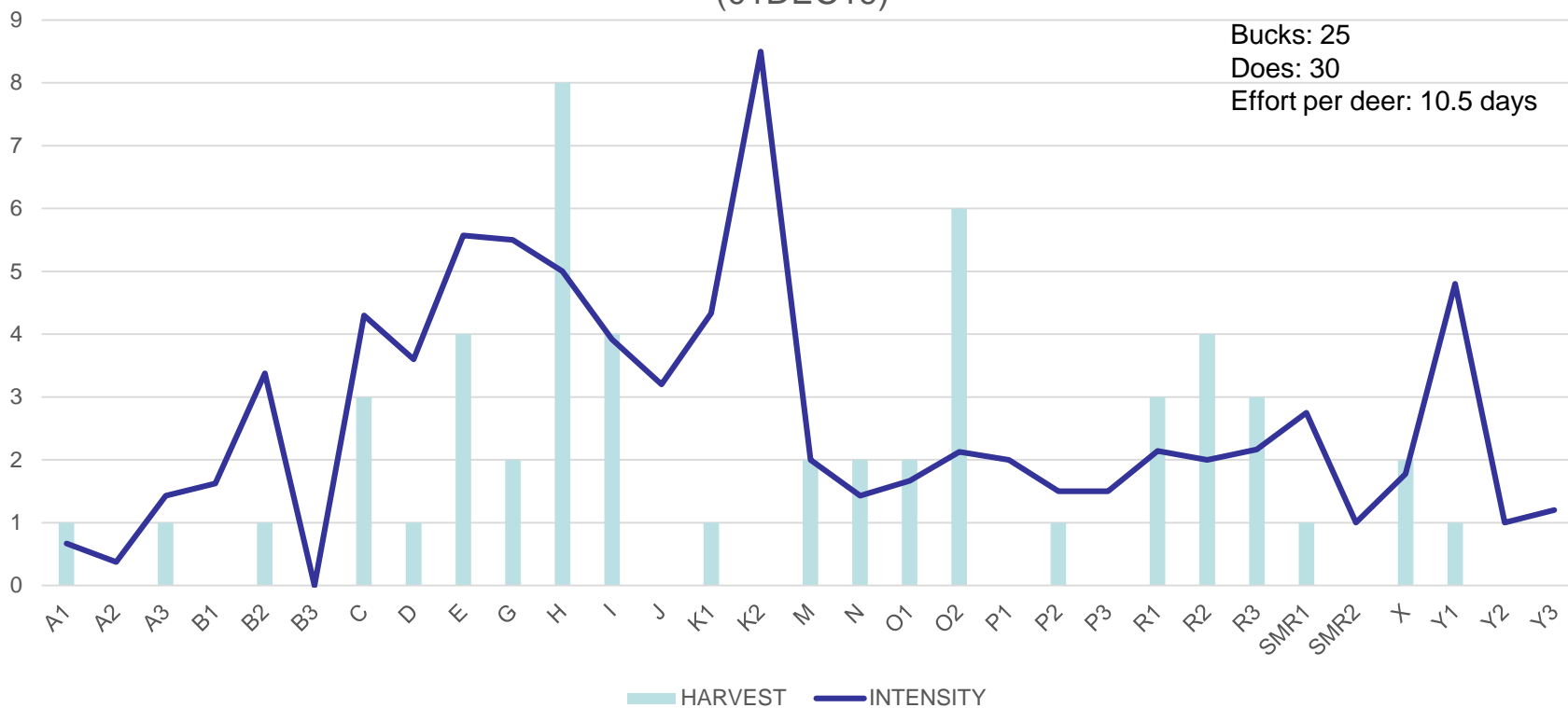


# Effort and Harvest by Area



- Historically productive Alphas, Papas, and Romeos under-hunted
- Intensity target between 3-4

2019 FIREARM DEER HUNTER INTENSITY AND HARVEST BY AREA  
(01DEC19)





# 2018 Deer Hunting Lowlights



- Many areas with great deer habitat not hunted much due to muddy roads or military training, under-hunting
- Beginning of the firearm season very hot (90s) and very windy, this negatively affected deer harvest
- “Extreme” fire danger rating cancelled muzzleloading
- One illegal spike deer taken (\$230 fine, deer hunting season over), donated to mountain lion research program for trapping/collaring in Southern California
- One hunter carried a bow in the field to help his spouse fill her tag after he already harvested a deer (\$230 fine, cannot purchase deer tag in 37 states until 2021, base hunting suspended for one year)



# 2019 Deer Hunting Highlights



- Archery effort highest on record (900 archery hunts)
- Biggest deer in recent memory >10% jump in weight
- Over 1500 trips to the field for archery and firearm deer hunters without injury or training interference
- 5x5 buck taken last day of season
- Largest buck 154lbs field dressed
- Many big antlered deer, “King of the Mountain in R2”
- 25 Guzzlers provided water throughout the dry season, receiving 100 deer visits/day



# 2020 Deer Hunting



- If heavy rainfall continues:
  - 🌐 Deer weights/antlers will stay big
  - 🌐 Deer population will recover from 2018 drought
- Muzzleloading season will be planned around weather patterns
- New archery range at Las Flores and introduction of advanced ethics course



# 2020 Rule Updates



- Hunter orange can be a hat or a vest or a shirt or a jacket, has to be visible 360 deg
- 10 Special Hunt Days added
  - 🌐 Associated with Federal Holidays
  - 🌐 For mobility impaired (amputee) hunters
  - 🌐 For Unit Hunts
  - 🌐 For Mentor Hunts
- Archery coyote hunting allowed
  - 🌐 Requires completion of archery ethics course



# Summary



- 2020 has been a good year for hunters
- We are staying nimble and communicating
- Join the Sportsmans Club to bring positive change
- Frank, get rid of the flip phone